

2003 Hardrock Hundred Results & Analysis

July 25, 2003

Charlie Thorn
4501 B Ridgeway
Los Alamos, NM 87544

thorn@lanl.gov
505-662-2397

2003 Hardrock 100 Results in Time of Day

Bib No	Fin #	Name, Sex, Age, State	Cun In	Cun Out	Mag In	Mag Out	Pol In	Pol Out	Shr In	Shr Out	Grs In	Grs Out	Eng In	Eng Out	Our In	Our Out	Gov In	Gov Out	Vir In	Vir Out	Tel In	Tel Out	Chp In	Chp Out	KT In	KT Out	Put In	Put Out	Sil In	Finish Time
1	1	Karl Meltzer, M, 36, UT	8:13	8:13	10:00	10:00	10:56	10:56	12:47	12:48	16:46	16:51	18:49	18:49	20:08	20:12	22:13	22:19	23:39	23:44	0:47	0:57	4:41	4:48	7:14	7:15	8:52	8:52	10:01	28:01:55
125	2	Mark Hartell, M, 39, UK	8:14	8:14	10:03	10:03	11:02	11:03	12:57	12:59	16:36	16:38	18:23	18:24	19:45	19:47	21:43	21:46	22:58	23:00	0:01	0:06	3:42	3:44	6:54	6:55	9:21	9:22	10:49	28:49:10
170	3	Leland Barker, M, 46, UT	8:14	8:16	10:06	10:07	11:05	11:06	13:02	13:04	17:32	17:37	19:30	19:32	21:00	21:05	23:14	23:16	0:36	0:40	1:39	1:43	5:03	5:06	8:06	8:09	10:19	10:20	11:43	29:43:06
101	4	Curtis Anderson, M, 40, CO	8:14	8:16	10:06	10:07	11:07	11:08	13:11	13:12	17:33	17:36	19:41	19:42	21:16	21:26	23:25	23:26	0:42	0:45	1:59	2:02	5:39	5:42	8:20	8:21	10:34	10:35	12:37	30:37:21
7	5	Kirk Apt, M, 41, CO	8:21	8:21	10:12	10:15	11:13	11:14	13:17	13:22	17:33	17:35	19:30	19:33	21:09	21:12	23:27	23:36	1:12	1:15	2:41	2:51	6:29	6:38	9:33	9:37	12:06	12:10	13:36	31:36:37
3	6	Jan Fiala, M, 50, NM	8:14	8:15	10:12	10:15	11:18	11:19	13:24	13:27	17:39	17:43	19:45	19:47	21:19	21:21	23:59	0:56	1:49	1:52	3:17	3:24	7:44	7:49	10:41	10:46	13:07	13:08	14:45	32:45:55
8	7	Tom Hayes, M, 53, MT	8:28	8:28	10:34	10:35	11:47	11:47	13:57	13:59	18:42	18:45	20:44	20:44	22:38	22:45	0:50	0:55	2:28	2:31	4:09	4:15	7:51	7:57	10:50	10:53	13:27	13:29	14:55	32:55:00
12	8	Betsy Nye, F, 39, CA	8:20	8:25	10:21	10:22	11:24	11:24	13:30	13:32	17:41	17:48	19:47	19:49	21:18	21:33	23:49	23:50	1:30	1:33	2:53	3:02	7:43	7:52	10:58	11:00	13:31	13:32	15:02	33:02:28
152	9	Joseph Schults, M, 43, CO	8:24	8:24	10:22	10:23	11:26	11:28	13:32	13:36	17:55	18:04	20:11	20:12	22:36	23:10	1:21	1:27	3:03	3:09	4:44	5:04	8:47	8:54	11:41	11:46	14:07	14:09	15:33	33:33:57
106	10T	Alfred Bogenhuber, M, 64, CA	8:27	8:28	10:33	10:34	11:42	11:43	13:53	13:54	18:31	18:38	20:41	20:46	22:40	22:46	1:08	1:13	2:44	2:49	4:07	4:16	8:21	8:27	11:33	11:36	14:15	14:18	15:51	33:51:00
159	10T	Michael Tilden, M, 37, UT	8:14	8:16	10:20	10:20	11:27	11:29	13:38	13:41	18:10	18:15	20:14	20:16	22:04	22:14	0:20	0:26	2:00	2:03	3:13	3:21	7:42	7:46	11:14	11:21	14:14	14:17	15:51	33:51:00
2	12	Betsy Kalmeyer, F, 42, CO	8:23	8:23	10:30	10:32	11:33	11:36	13:38	13:48	18:07	18:20	20:17	20:20	22:14	22:35	0:51	1:02	2:46	2:47	4:21	4:36	8:40	8:50	11:54	12:01	14:35	14:38	16:20	34:20:06
9	13	Tyler Curiel, M, 47, LA	8:24	8:25	10:30	10:32	11:40	11:42	13:52	13:57	18:36	18:44	20:37	20:42	22:33	22:34	1:13	1:21	2:58	3:03	4:26	4:41	8:12	8:18	12:23	12:32	15:05	15:07	16:44	34:44:49
108	14	Mike Burke, M, 53, OR	8:31	8:31	10:33	10:34	11:42	11:43	13:52	13:55	18:31	18:44	20:51	20:57	23:06	23:25	1:55	2:09	4:01	4:11	6:15	6:20	10:01	10:06	13:23	13:24	15:43	15:43	17:05	35:05:09
141	15	James Nelson, M, 43, UT	8:14	8:14	10:05	10:05	11:05	11:06	13:06	13:11	17:32	17:35	19:36	19:36	21:18	21:30	23:59	0:03	0:53	0:57	3:13	3:17	8:14	8:40	11:57	12:18	15:17	15:19	17:26	35:26:38
13	16	John Robinson, M, 38, OR	8:23	8:23	10:21	10:23	11:27	11:29	13:32	13:36	19:10	19:28	21:43	21:46	23:30	23:40	1:59	2:04	3:58	4:04	5:24	5:26	9:43	9:50	13:20	13:31	16:15	16:16	17:34	35:34:20
132	17	Keith Knipling, M, 27, IL	8:23	8:23	10:21	10:22	11:26	11:29	13:38	13:45	18:31	18:38	20:47	20:50	22:33	22:55	1:21	1:28	3:18	3:20	4:44	4:56	9:43	9:56	13:05	13:07	16:03	16:05	17:47	35:47:28
151	18	Tim Seminoff, M, 45, UT	8:21	8:24	10:21	10:22	11:25	11:25	13:30	13:32	17:43	17:53	19:48	19:50	21:42	21:47	0:21	0:26	2:04	2:09	3:41	3:57	7:56	8:13	12:11	12:21	15:32	15:34	17:58	35:58:07
26	19	Reinhold Baues, M, 53, OR	8:29	8:31	10:35	10:36	11:47	11:47	14:05	14:13	19:01	19:16	21:12	21:16	23:04	23:26	1:33	1:46	3:32	3:39	5:05	5:25	9:25	9:39	13:15	13:32	16:34	16:40	18:39	36:39:10
102	20	Jeff Arndt, M, 50, AK	8:32	8:34	10:37	10:38	11:44	11:46	13:57	14:04	18:52	19:00	21:13	21:16	23:10	23:27	2:02	2:14	4:10	4:20	6:03	6:23	10:35	10:49	14:08	14:11	16:50	16:53	18:43	36:43:15
104	21	Jan Bear, M, 48, NM	8:27	8:27	10:34	10:35	11:46	11:47	14:05	14:07	19:28	19:28	21:36	21:38	23:39	0:05	2:23	2:28	4:04	4:07	5:48	6:30	10:11	10:35	13:51	14:11	16:59	17:04	19:08	37:08:00
10	22	Roch Horton, M, 46, CO	8:21	8:21	10:21	10:22	11:26	11:28	13:41	13:49	18:44	18:45	20:59	21:03	23:05	23:18	1:37	1:54	3:41	3:50	5:24	5:36	10:15	10:32	14:02	14:16	17:13	17:21	19:19	37:19:00
11	23	Blake Wood, M, 45, NM	8:14	8:17	10:15	10:18	11:27	11:31	13:40	13:49	18:12	18:20	20:31	20:43	22:53	23:15	1:43	2:33	4:20	4:30	6:05	6:31	10:29	10:47	14:23	14:42	17:49	17:58	20:30	38:30:10
16	24	Todd Salzer, M, 29, CO	8:27	8:29	10:48	10:49	12:06	12:10	14:26	14:33	19:39	19:59	22:05	22:09	0:06	0:17	2:58	3:09	5:07	5:10	6:42	7:37	12:21	12:33	16:18	16:32	19:05	19:06	20:40	38:40:50
123	25	Brett Gosney, M, 44, CO	8:41	8:47	11:03	11:05	12:19	12:24	14:49	15:00	19:43	20:08	22:34	22:40	1:08	1:32	4:19	4:30	6:13	6:17	7:58	8:23	12:35	12:55	16:22	16:34	19:18	19:21	21:09	39:09:54
32	26	Murray Schart, M, 44, UT	8:23	8:26	10:30	10:38	11:48	11:49	14:05	14:14	19:58	20:50	23:21	23:28	2:10	2:50	6:03	6:11	7:49	7:51	9:10	9:25	13:23	13:37	17:15	17:18	19:46	19:47	21:18	39:18:47
15	27T	Randy Isler, M, 46, NM	8:20	8:21	10:23	10:24	11:29	11:30	13:44	13:51	18:42	18:45	20:50	20:51	22:44	23:02	2:01	3:31	5:18	5:20	6:35	6:45	11:03	11:17	15:05	15:17	15:45	18:54	21:28	39:28:31
24	27T	Kristen Kern, M, 39, NM	8:27	8:28	10:30	10:33	11:41	11:43	13:53	14:01	19:00	19:11	21:24	21:28	23:32	23:52	2:21	2:33	4:21	4:30	6:05	6:25	10:42	10:56	14:40	14:52	18:42	18:57	21:28	39:28:31

2003 Hardrock 100 Results in Time of Day

Bib No	Fin #	Name, Sex, Age, State	Cun In	Cun Out	Mag In	Mag Out	Pol In	Pol Out	Shr In	Shr Out	Grs In	Grs Out	Eng In	Eng Out	Our In	Our Out	Gov In	Gov Out	Vir In	Vir Out	Tel In	Tel Out	Chp In	Chp Out	KT In	KT Out	Put In	Put Out	Sil In	Finish Time
131	29	Gary Knipling, M, 60, VA	8:42	8:42	11:08	11:12	12:22	12:26	14:44	15:01	20:22	20:45	23:38	23:48	2:16	2:49	5:26	5:37	7:09	7:10	8:35	8:56	13:02	13:23	17:00	17:05	19:48	19:50	21:36	39:36:05
23	30	Keith Baker, M, 48, NM	8:56	8:59	11:15	11:16	12:32	12:37	15:09	15:17	20:31	20:46	23:20	23:26	1:50	2:16	4:49	5:01	6:51	6:59	8:32	8:54	12:45	13:03	16:24	16:42	19:25	19:33	21:41	39:41:17
30	31	Mike Dobies, M, 42, MI	8:56	8:57	11:20	11:21	12:44	12:45	15:22	15:32	20:48	21:02	23:55	0:00	2:44	2:55	5:26	5:33	7:09	7:17	8:42	8:54	13:11	13:36	17:00	17:03	19:53	19:54	21:48	39:48:22
18	32	Charlie Thorn, M, 57, NM	8:27	8:29	10:37	10:40	11:54	11:56	14:24	14:35	19:09	19:24	21:40	21:44	0:26	0:47	3:12	3:25	8:03	8:03	7:09	7:35	11:43	11:53	15:45	16:08	19:27	19:27	22:49	40:49:14
31	33	Don Platt, M, 49, CO	8:37	8:37	10:52	10:53	12:11	12:12	14:29	14:33	19:54	20:05	22:25	22:25	0:57	1:20	4:23	4:29	6:21	6:29	8:02	8:20	12:49	13:05	17:00	17:04	20:29	20:29	23:17	41:17:34
162	34	Glen Turner, M, 44, CO	8:14	8:14	10:20	10:21	11:31	11:31	13:51	13:56	19:30	19:50	22:17	22:25	0:51	1:27	4:31	4:42	7:04	7:07	8:30	8:56	14:13	15:08	18:33	18:40	21:33	21:38	23:31	41:31:55
128	35	Eric Hodges, M, 54, CA	8:41	8:47	10:52	10:53	12:03	12:04	14:25	14:36	19:28	19:47	22:11	22:20	0:53	1:23	4:01	4:12	6:08	6:15	7:50	8:33	12:33	12:51	17:04	17:17	20:58	21:04	23:46	41:46:55
17	36T	Dan Tranel, M, 46, IA	8:59	9:01	11:44	11:46	13:09	13:10	15:55	16:05	22:00	22:20	0:55	0:56	3:32	3:48	6:21	6:22	8:03	8:03	9:40	9:55	14:07	14:22	17:54	17:57	21:12	21:14	23:50	41:50:08
38	36T	Mark Heaphy, M, 41, MT	8:57	9:02	11:42	11:52	13:26	13:30	16:32	16:54	23:10	0:08	2:17	2:22	4:40	5:14	7:35	7:38	8:58	9:00	10:13	10:36	14:39	15:03	18:01	18:04	21:11	21:15	23:50	41:50:08
149	38	William Rideg, M, 38, MT	8:41	8:45	10:56	10:58	12:06	12:11	14:32	14:38	19:42	20:02	22:33	22:37	1:32	1:50	4:49	4:56	6:58	7:02	8:28	8:50	13:49	13:55	18:01	18:04	21:36	21:38	0:01	42:01:38
126	39	Brad Hatten, M, 47, CO	8:40	8:43	11:07	11:08	12:25	12:27	15:01	15:05	21:42	22:18	0:52	0:57	3:34	4:09	6:48	6:59	8:40	8:49	10:33	11:03	15:27	15:56	19:28	19:38	22:43	22:49	0:57	42:57:50
133	40T	Ginny LaForme, F, 53, NM	8:39	8:39	10:56	11:00	12:24	12:25	15:00	15:11	21:17	21:37	0:19	0:27	3:05	3:41	6:45	6:47	8:31	8:40	10:04	10:21	14:48	15:18	18:58	19:10	22:40	22:45	1:22	43:22:36
166	40T	Craig Wilson, M, 54, ME	8:52	8:52	11:15	11:16	12:32	12:36	15:09	15:17	20:48	20:59	23:55	0:00	3:06	4:02	6:30	6:43	8:33	8:42	10:04	10:26	14:58	15:08	18:58	19:10	22:40	22:45	1:22	43:22:36
35	42	Rickie Redland, F, 49, CO	8:40	8:41	10:55	10:58	12:14	12:19	14:45	14:49	19:50	19:57	22:30	22:33	1:20	1:37	4:33	4:43	7:05	7:07	9:03	9:25	14:20	14:49	18:54	19:10	22:43	22:50	1:23	43:23:32
107	43	Art Bourque, M, 41, AZ	8:50	8:54	11:18	11:23	12:44	12:48	15:13	15:22	20:34	20:34	23:37	23:56	2:40	3:30	6:38	6:43	8:23	8:28	10:06	10:26	14:44	14:58	18:54	19:03	22:25	22:34	1:41	43:41:35
120	44	Rick Gates, M, 46, UT	8:56	8:58	11:23	11:24	12:48	12:50	15:36	15:42	21:21	21:28	0:05	0:06	2:43	2:53	5:42	5:48	7:36	7:38	9:26	9:35	14:36	14:49	19:06	19:13	22:49	22:50	1:57	43:57:28
115	45	Jim Drummond, M, 51, UK	8:48	8:52	11:26	11:29	12:56	12:56	15:42	15:52	21:58	22:08	1:01	1:04	4:07	4:27	7:28	7:34	9:20	9:21	11:13	11:16	16:08	16:26	20:19	20:21	0:01	0:01	2:05	44:05:20
19	46	John DeWalt, M, 67, PA	8:45	8:49	11:08	11:10	12:23	12:26	15:01	15:09	21:32	22:12	1:15	1:21	3:48	4:22	7:31	7:51	9:35	9:42	11:14	11:40	16:25	16:51	20:36	20:43	0:20	0:30	2:44	44:44:44
171	47	Richard Szekeres, M, 42, OH	8:50	8:54	11:22	11:26	12:51	12:55	15:42	15:56	22:31	22:55	1:40	1:51	4:31	4:45	7:07	7:24	9:12	9:19	11:03	11:24	16:14	16:28	20:13	20:43	0:01	0:08	2:47	44:47:57
147	48T	Bud Phillips, M, 56, CA	9:04	9:05	11:42	11:45	13:06	13:09	15:46	15:49	21:31	21:47	0:22	0:25	3:05	3:23	6:27	6:32	8:22	8:27	10:06	10:25	15:02	15:12	19:07	19:19	23:10	23:19	2:48	44:48:57
111	48T	Gary Cuffin, M, 52, CO	8:49	8:50	11:16	11:20	12:44	12:46	15:19	15:25	20:37	20:47	23:19	23:20	2:12	2:24	5:21	5:23	7:07	7:09	9:11	9:25	14:27	14:42	19:04	19:14	23:10	23:20	2:48	44:48:57
103	50	Jim Baker, M, 53, OK	8:43	8:44	10:52	10:54	12:06	12:10	14:39	14:54	19:51	20:10	22:31	22:36	1:09	2:11	5:01	5:15	7:07	7:09	8:46	9:12	14:19	14:53	19:20	19:46	23:59	0:10	2:52	44:52:20
43	51T	Rollin Perry, M, 64, IA	8:58	9:00	11:51	11:54	13:30	13:32	16:33	16:38	23:10	23:21	2:21	2:25	4:45	5:12	8:08	8:14	10:21	10:27	11:55	12:22	17:12	17:32	21:24	21:31	0:52	0:53	2:53	44:53:23
22	51T	Joe Prusaitis, M, 49, TX	9:01	9:01	11:51	11:53	13:25	13:30	16:15	16:25	22:39	22:59	1:37	1:37	4:09	4:29	7:39	7:45	9:55	10:00	11:57	12:05	16:59	17:32	21:22	21:28	0:52	0:53	2:53	44:53:23
122	53	Jan Gnass, M, 54, CA	8:53	8:54	11:35	11:36	13:12	13:13	15:58	16:15	21:59	22:48	1:15	1:21	3:53	4:49	7:44	7:52	9:43	9:48	11:32	12:12	17:09	17:23	21:04	21:09	0:38	0:53	3:20	45:20:20
129	54	Lance Johnson, M, 37, NM	8:53	8:54	11:32	11:35	13:07	13:10	15:55	16:05	22:32	22:52	1:47	1:55	4:43	5:11	8:44	9:00	10:37	10:41	12:12	12:34	17:24	17:43	21:41	21:56	1:21	1:29	3:53	45:53:26
168	55	Nancy Halpin, F, 43, NM	8:59	9:02	11:41	11:43	13:07	13:09	15:48	15:53	21:35	21:51	1:03	1:07	4:08	5:14	8:35	8:47	10:47	10:52	12:36	12:44	17:43	17:52	21:03	22:14	1:46	1:48	4:04	46:04:00
158	56	Cathy Tibbetts, F, 49, NM	8:56	8:58	11:35	11:37	12:59	13:01	15:46	16:00	21:41	21:43	0:40	0:44	3:41	3:42	7:05	7:07	8:58	9:02	11:06	11:26	17:30	17:56	21:56	22:03	1:47	1:48	4:18	46:18:32

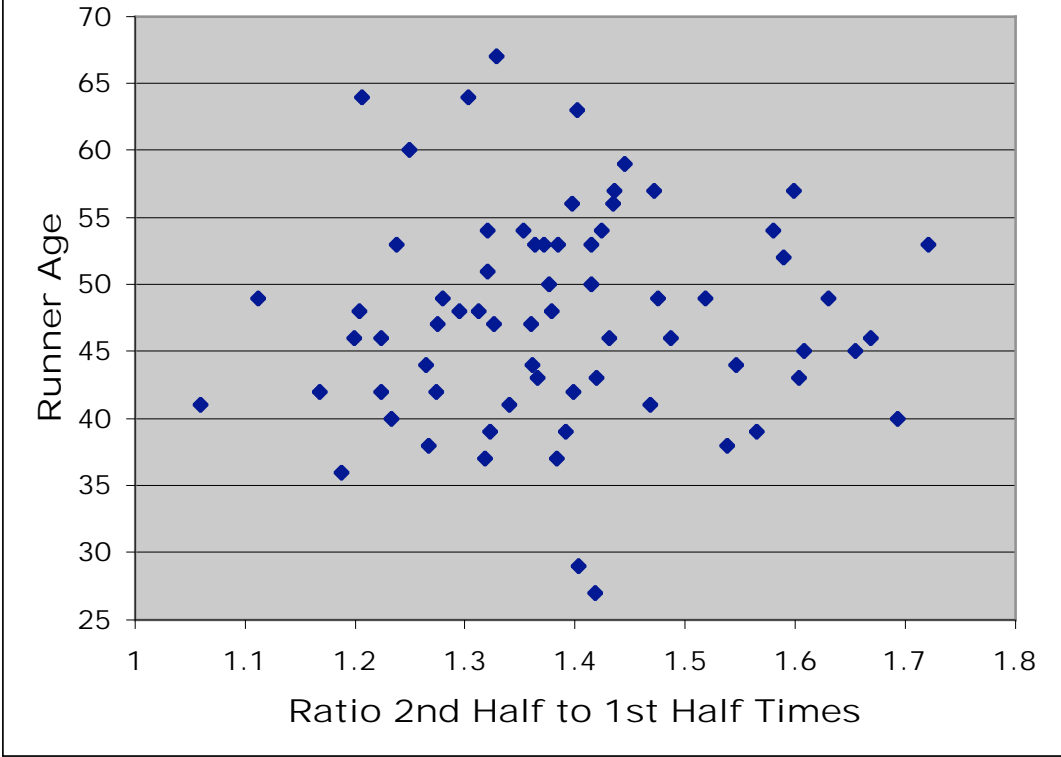
2003 Hardrock 100 Results in Time of Day

Bib No	Fin #	Name, Sex, Age, State	Cun In	Cun Out	Mag In	Mag Out	Pol In	Pol Out	Shr In	Shr Out	Grs In	Grs Out	Eng In	Eng Out	Our In	Our Out	Gov In	Gov Out	Vir In	Vir Out	Tel In	Tel Out	Chp In	Chp Out	KT In	KT Out	Put In	Put Out	Sil In	Finish Time
121	57	Molly Gibb, F, 42, CO	8:41	8:43	11:45	11:53	13:37	13:44	16:45	16:56	23:48	0:19	3:23	3:36	6:31	6:43	9:10	9:19	11:12	11:19	12:38	12:51	17:23	17:38	21:45	21:55	1:35	1:40	4:25	46:25:35
135	58	Rich Limacher, M, 53, IL	9:01	9:04	11:44	11:46	13:15	13:18	16:09	16:14	22:28	22:43	1:32	1:37	4:57	5:21	8:07	8:13	10:22	10:26	12:13	12:34	17:33	17:50	21:03	22:14	1:40	1:45	4:31	46:31:16
40	59	Ulrich Kamm, M, 56, CO	8:59	9:07	11:42	11:48	13:13	13:21	16:10	16:27	22:27	22:43	1:23	1:30	4:22	4:58	7:44	7:52	9:42	9:53	11:39	12:06	17:13	17:32	21:47	21:59	1:34	1:40	4:32	46:32:50
153	60T	Rex Stickland, M, 59, UK	8:57	8:59	11:35	11:38	13:00	13:01	15:39	15:46	21:43	21:54	1:04	1:08	3:40	3:58	7:00	7:09	9:05	9:08	10:27	10:36	15:33	15:51	21:18	21:23	1:58	2:01	4:39	46:39:47
100	60T	Andrew Addis, M, 48, UK	9:10	9:10	11:54	11:55	13:22	13:23	16:17	16:34	23:02	23:26	2:13	2:16	4:40	5:12	7:50	8:02	9:59	10:01	11:27	11:49	16:41	17:04	21:17	21:32	1:58	2:01	4:39	46:39:47
41	62T	Kerry Collings, M, 54, UT	8:53	9:02	11:41	11:43	13:10	13:12	16:05	16:15	22:46	23:17	2:15	2:20	5:32	5:59	8:49	8:51	10:48	10:52	12:34	12:44	17:40	18:02	22:20	22:24	2:18	2:18	4:59	46:59:26
42	62T	Duane Nelson, M, 47, OR	8:58	9:02	11:41	11:43	13:08	13:12	16:11	16:22	22:59	23:12	2:11	2:11	4:40	4:55	7:53	7:53	10:17	10:19	11:40	11:49	17:39	18:02	22:20	22:24	2:18	2:18	4:59	46:59:26
105	64	Virgil Best, M, 40, CO	8:21	8:21	10:43	10:47	12:08	12:13	14:51	15:31	20:42	21:09	23:27	23:33	1:55	2:30	5:00	5:14	7:02	7:04	8:09	9:02	14:45	15:40	20:12	20:32	1:31	1:45	5:00	47:00:00
28	65	Nigel Finney, M, 57, MN	8:40	8:41	11:18	11:22	12:56	13:01	15:49	15:57	22:18	22:41	1:18	1:22	4:15	4:31	7:20	7:28	9:23	9:29	11:15	11:36	16:46	16:57	21:33	21:44	1:56	2:01	5:02	47:02:47
146	66	Deb Pero, F, 49, NH	8:59	9:04	11:59	12:02	13:30	13:33	16:28	16:54	23:50	0:41	4:17	4:30	7:11	7:34	10:48	11:00	12:56	12:58	14:32	14:48	19:26	19:37	23:20	23:26	2:57	3:02	5:03	47:03:36
37	67	Margaret Heaphy, F, 48, MT	8:57	9:02	11:42	11:52	13:26	13:30	16:32	16:54	23:10	0:24	3:29	3:47	6:23	6:51	9:42	9:51	11:42	11:44	13:17	13:46	18:47	19:19	23:38	23:58	3:10	3:15	5:21	47:21:29
27	68	Chuck Kroger, M, 57, CO	9:08	9:09	11:40	11:43	13:06	13:10	15:56	16:01	21:56	22:17	1:16	1:22	4:13	5:22	8:32	8:53	10:48	10:59	12:52	15:51	19:53	20:03	23:51	0:12	3:18	3:24	5:36	47:36:22
163	69	Hans-Dieter Weisshaar, M, 63, GER	9:05	9:07	11:42	11:44	13:13	13:20	16:09	16:22	22:43	23:11	1:53	1:55	4:34	5:11	8:00	8:06	10:04	10:10	11:54	12:14	17:28	17:36	21:59	22:13	2:22	2:33	5:45	47:45:32
148		Lisa Richardson, F, 30, CO	8:39	8:39	10:55	10:59	12:18	12:22	15:00	15:10	20:40	21:07	23:53	0:11	3:29	4:09	7:13	7:21	9:14	9:21	11:26	12:23	18:58	19:48	2:42					..
127		Dennis Herr, M, 56, VA	8:23	8:23	10:32	10:34	11:52	11:54	14:02	14:08	19:07	19:26	21:52	22:00	0:13	0:35	3:06	3:17	5:25	5:26	7:09	7:45	13:00							..
29		Steve Pattillo, M, 53, NM	8:46	8:47	11:10	11:14	12:32	12:36	15:17	15:24	21:04	21:27	0:08	0:12	3:26	3:53	6:52	7:00	8:45	8:55	10:49	11:30	17:01							..
45		Randall Dunn, M, 48, CO	9:01	9:04	11:22	11:25	12:54	13:01	15:59	16:22	23:17	0:00	3:17	3:22	6:25	6:55	10:48	11:01	13:05	13:07	14:49	15:07	23:15							..
112		Garry Curry, M, 49, CO	8:56	8:57	11:19	11:21	12:43	12:47	15:31	15:41	21:37	21:48	0:31	0:33	0:33	3:14	7:00	7:04	9:12	9:12	10:58									..
116		Greg Eason, M, 33, AK	8:46	8:47	11:06	11:09	12:23	12:27	15:14	15:26	21:09	21:31	0:09	0:16	3:06	3:21	7:22	7:31	9:45	9:54	11:42									..
143		Tom Nyce, M, 44, AZ	9:07	9:14	11:54	11:56	13:25	13:26	16:25	16:28	23:02	23:25	2:21	2:28	5:12	5:43	8:42	8:44	10:57	11:04	12:54									..
34		Martin Miller, M, 51, MT	8:57	8:58	11:29	11:30	12:56	12:59	15:47	16:00	22:00	22:09	1:21	1:27	4:42	5:03	8:03	8:09	10:26	10:34	13:19									..
145		Roberta Orr, F, 37, AR	9:00	9:04	11:42	11:46	13:13	13:18	16:09	16:22	22:39	23:04	1:54	2:01	5:27	6:33	9:12	9:15	11:44	11:52	14:30									..
130		Mick Justin, M, 55, MN	9:10	9:10	11:57	11:59	13:30	13:34	16:17	16:28	23:03	23:22	2:21	2:28	5:32	6:01	9:11	9:32	12:05	12:13	14:31									..
44		James Ballard, M, 53, OR	9:06	9:10	11:57	11:59	13:37	13:42	16:54	17:12	23:25	23:30	2:28	2:32	5:33	6:08	9:09	9:55	12:00	12:15	14:31									..
109		Jim Butera, M, 56, CO	8:46	8:47	11:21	11:23	12:48	12:49	15:32	15:41	21:06	21:58	1:55	2:04	5:43	6:14	9:37	9:48	12:44	12:53	17:15									..
124		Gordon Hardman, M, 52, CO	8:57	8:58	11:22	11:32	12:45	12:47	15:10	15:14	21:05	21:16	23:55	0:06	2:42	3:10	6:09													..
110		John Cappis, M, 61, CO	9:11	9:15	12:02	12:08	13:45	13:50	16:59	17:16	0:19	0:41	3:46	3:55	7:14	7:34	10:52													..
4		Jonathan Worswick, M, 40, AUS	8:14	8:17	10:12	10:14	11:12	11:13	13:04	13:06	17:10	17:19	19:30	19:32	21:00															..

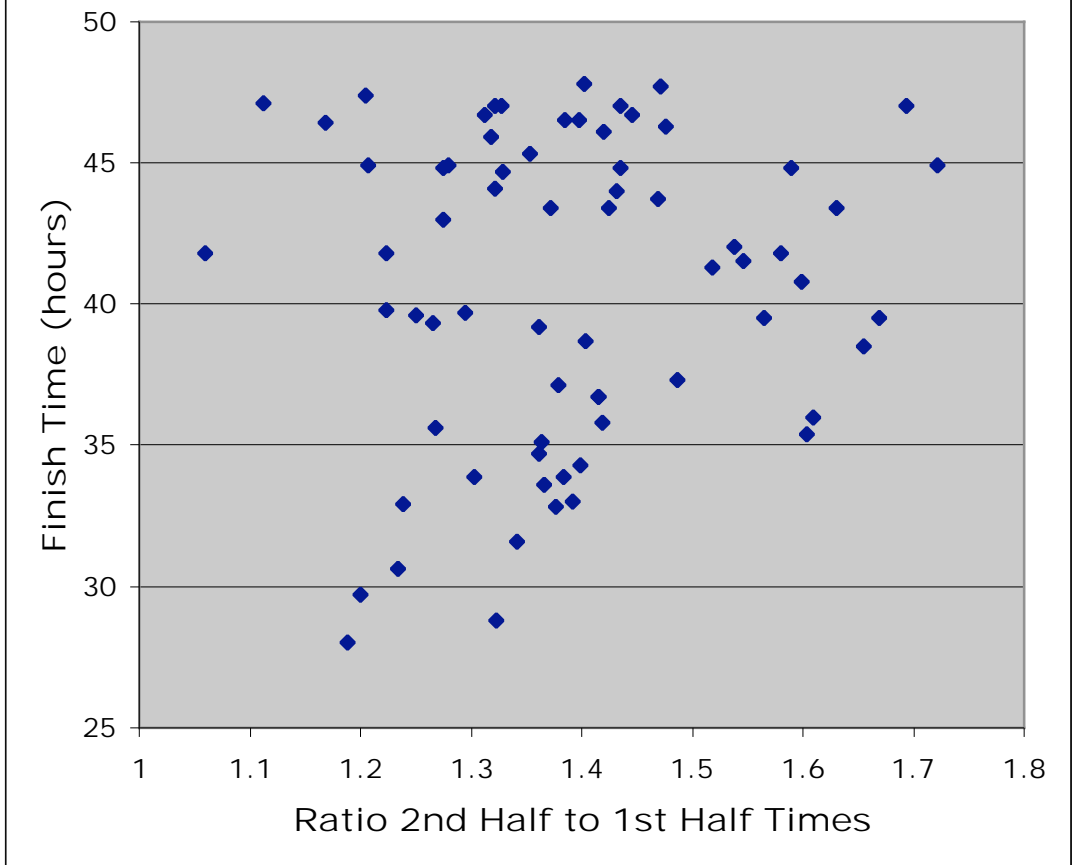
2003 Hardrock 100 Results in Time of Day

Bib No	Fin #	Name, Sex, Age, State	Cun In	Cun Out	Mag In	Mag Out	Pol In	Pol Out	Shr In	Shr Out	Grs In	Grs Out	Eng In	Eng Out	Our In	Our Out	Gov In	Gov Out	Vir In	Vir Out	Tel In	Tel Out	Chp In	Chp Out	KT In	KT Out	Put In	Put Out	Sil In	Finish Time
5		Scott Gordon, M, 42, NM	8:11	8:12	10:08	10:09	11:16	11:17	13:20	13:25	17:49	18:04	20:25	20:31	23:02															..
140		Dan Meyers, M, 46, CA	8:23	8:25	10:30	10:32	11:39	11:39	13:52	13:58	18:56	19:30	22:11	22:22	1:06															..
138		Sherry Kae Mahieu, F, 48, NM	8:39	8:39	10:52	10:53	12:06	12:10	14:42	14:51	19:51	19:53	23:15	23:36	2:26															..
118		David Fortune, M, 39, CO	8:40	8:43	10:55	10:58	12:12	12:19	14:46	14:56	20:25	20:54	23:55	0:05	2:42															..
134		Annette Lillie, F, 35, CO	8:40	8:43	10:55	10:58	12:12	12:19	14:46	14:56	20:25	20:54	23:55	0:05	2:42															..
6		Ruth Zollinger, F, 38, UT	8:21	8:22	10:21	10:22	11:23	11:24	13:26	13:29	17:44	17:52	23:30	23:37	3:14															..
157		Mike Thomas, M, 42, CO	8:41	8:46	11:17	11:25	12:47	12:52	16:39	16:59	21:33	21:53	0:39	0:47	3:45															..
150		Tom Rowe, M, 55, MT	8:45	8:46	11:18	11:21	12:44	12:47	15:30	15:39	21:59	22:03	1:08	1:12	4:08															..
20		Thomas Knutson, M, 53, MN	9:12	9:13	11:52	11:54	13:23	13:26	16:09	16:21	22:47	23:04	1:59	2:05	4:32															..
21		Mike Ehrlich, M, 40, CO	8:31	8:34	10:43	10:46	12:01	12:05	14:34	14:42	20:38	20:56	0:27	0:39	5:16															..
36		Dick Curtis, M, 58, CO	8:29	8:31	10:41	10:46	12:05	12:10	14:53	15:09	21:31	21:58	1:31	1:45	5:32															..
161		Kerry Trammell, M, 47, TN	8:51	8:54	11:23	11:26	13:01	13:05	16:01	16:13	22:21	22:53	2:01	2:11	5:33															..
39		Leslie Trammell, F, 48, TN	8:52	8:54	11:33	11:34	13:08	13:09	16:08	16:13	23:16	23:36	2:38	3:00	6:23															..
165		Chuck Wilson, M, 55, CA	8:46	8:47	11:23	11:25	12:59	13:01	15:58	16:06	22:39	23:03	4:17	4:30	7:42															..
113		Kathy D'Onofrio, F, 39, CA	8:14	8:17	10:21	10:23	11:30	11:30	13:48	13:50	18:43	18:45	22:10	3:40	7:57															..
136		Emily Loman, F, 27, CO	8:46	8:49	10:54	10:55	12:04	12:06	14:24	14:28	19:28																			..
144		Troy Olson, M, 40, UT	8:53	8:59	11:22	11:25	12:48	12:50	15:32	15:44	19:30																			..
14		Elizabeth McGoff, F, 43, MT	8:27	8:28	10:38	10:41	11:53	11:55	14:07	14:13	19:49																			..
139		Andrew Matulionis, M, 38, MT	8:29	8:33	10:40	10:42	11:51	11:54	14:21	14:26	21:07																			..
33		Kevin Taverner, M, 40, CO	8:46	8:49	11:34	11:45	13:08	13:11	15:56	16:13	22:15																			..
119		Susan Gardner, F, 39, NM	9:14	9:16	12:04	12:06	13:38	13:39	16:46	16:51	0:03																			..
142		Julie Nelson, F, 42, UT	9:08	9:12	11:52	11:56	13:23	13:25	16:31	16:56	0:44																			..
25		Steve Pero, M, 52, NH	8:59	9:04	11:59	12:02	13:30	13:33	16:30	16:54	0:47																			..
169		Leonard Martin, M, 50, TN	9:25	9:26	12:31	12:37	14:22	14:25	17:55	18:03	2:57																			..
156		Martin Szekeresh, M, 65, AZ	9:35	9:41	13:12	13:18	15:23	15:33	19:26	19:40	6:42																			..
117		Jim Fisher, M, 52, CO	8:38	8:43	11:18	11:22	12:51	12:55	16:02																					..
167		Hal Winton, M, 72, CA	10:18	10:39	14:31	14:46	17:03	17:18	21:45																					..
155		Jim Sweatt, M, 48, AR	9:05	9:11																										..

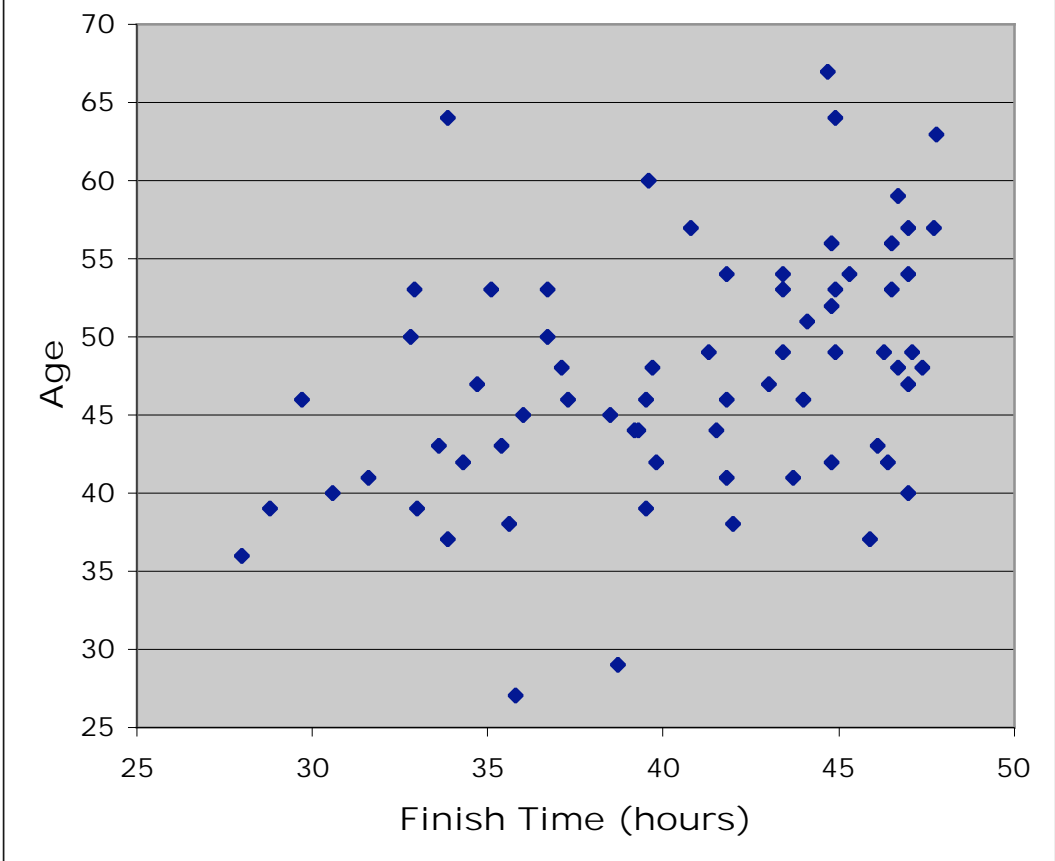
2003 Hardrock Splits vs Age



2003 Hardrock Splits vs Finish Time



2003 Hardrock Age vs Finish Time



Hardrock Hundred Historical Results (as of July 17, 2003)

<u>Place</u>	<u>Name</u>	<u>Age</u>	<u>State</u>	<u>Time</u>	<u>Sex</u>	<u>Year-Place</u>	<u>Number Finished</u>
1	Karl Meltzer	34	UT	26:39:35	M	01-1	2
2	Karl Meltzer	36	UT	28:01:55	M	03-1	2
3	Hans Put	41	NY	28:42:00	M	01-2	2
4	Mark Hartell	39	UK	28:49:10	M	03-2	3
5	Kirk Apt	38	CO	29:35:00	M	00-1	9
6	David Horton	43	VA	29:35:48	M	93-1	5
7	Leland Barker	46	UT	29:43:06	M	03-3	
8	Scott Gordon	39	NM	29:49:15	M	00-2	3
9	Betsy Kalmeyer	40	CO	29:58:00	F	01-3	5
10	Jan Fiala	48	NM	30:05:02	M	01-4	5
11	Blake Wood	40	NM	30:10:58	M	99-1	8
12	David Horton	50	VA	30:12:23	M	00-3	5
13	Ricky Denesik	38	CO	30:12:31	M	98-1	
14	Jonathan Worswick	38	NSW	30:12:40	M	01-5	3
15	David Horton	48	VA	30:27:00	M	98-2	5
16	Scott Gordon	40	NM	30:27:45	M	01-6	3
17	Mark C. McDermott	38	UK	30:33:31	M	97-1T	
18	Mark Hartell	32	UK	30:33:31	M	97-1T	3
19	Curtis Anderson	40	CO	30:37:21	M	03-4	2
20	Ruth Zollinger	36	UT	30:40:38	F	01-7	
21	James Nelson	40	UT	30:43:06	M	00-4	3
22	Jan Fiala	47	NM	30:43:20	M	00-5	5
23	Rick Trujillo	48	CO	30:44:17	M	96-1	2
24	Jonathan Worswick	37	CA	30:46:16	M	00-6	3
25	Mark Hartell	31	UK	30:54:13	M	96-2	3
26	Hans Put	38	NY	30:56:23	M	99-2	2
27	Kirk Apt	36	CO	31:03:20	M	98-3	9
28	Randy Isler	42	NM	31:05:04	M	99-3	7
29	Scott Mills	49	VA	31:11:05	M	00-7	4
30	Randy Isler	41	NM	31:14:50	M	98-4	7
31	Scott Mills	47	VA	31:16:53	M	98-5	4
32	Curtis Anderson	36	UT	31:22:50	M	99-4	2
33	Dennis Poolheco	40	AZ	31:32:15	M	00-8	
34	Kirk Apt	41	CO	31:36:37	M	03-5	9
35	Kirk Apt	39	CO	31:40:00	M	01-8	9
36	David Horton	46	VA	31:40:59	M	96-3	5
37	Ken Jensen	32	UT	31:42:03	M	00-9	
38	Joe Clapper	39	VA	31:47:37	M	98-6	2
39	Mark Lange	33	CO	31:53:54	M	96-4	3
40	James Nelson	38	UT	31:54:36	M	99-5	3
41	Betsy Kalmeyer	38	CO	31:55:36	F	99-6	5
42	Tom Hayes	51	MT	31:59:50	M	01-9	2
43	Scott Hirst	33	CO	32:00:13	M	94-1	
44	Scott Gordon	38	NM	32:00:33	M	99-7	3
45	Randy Isler	40	NM	32:17:05	M	97-3	7
46	Sue Johnston	35	VT	32:20:03	F	00-10	2
47	Rick Trujillo	46	CO	32:20:24	M	94-2	2
48	David Horton	42	VA	32:24	M	92-1	5
49	Kirk Apt	32	CO	32:29:40	M	94-3	9

<u>Place</u>	<u>Name</u>	<u>Age</u>	<u>State</u>	<u>Time</u>	<u>Sex</u>	<u>Year-Place</u>	<u>Number Finished</u>
50	Tim Seminoff	40	UT	32:32:59	M	99-8	2
51	Charlie Thorn	47	NM	32:36:14	M	93-2	8
52	Randy Isler	39	NM	32:36:38	M	96-5	7
53	Sue Johnston	33	VT	32:37:02	F	99-9	2
54	Tyler Curiel	45	TX	32:41:50	M	01-10	4
55	Giselher Schneider	34	GER	32:43:54	M	98-7	
56	Kirk Apt	35	CO	32:43:58	M	97-4	9
57	Jan Fiala	50	NM	32:45:55	M	03-6	5
58	Tom Hayes	53	MT	32:55:00	M	03-7	2
59	Mark Lange	30	CO	32:58:30	M	93-3	3
60	Roch Horton	44	CO	32:59:02	M	01-11	4
61	Jonathan Worswick	35	CA	33:01:15	M	98-8	3
62	Betsy Nye	39	CA	33:02:28	F	03-8	4
63	Betsy Kalmeyer	39	CO	33:05:50	F	00-11	5
64	Jan Fiala	45	NM	33:08:05	M	99-10	5
65	Tom Garrison	43	NM	33:17:25	M	01-12	
66	Regis Shivers Jr.	29	OH	33:25:32	M	99-11	
67	Blake Wood	43	NM	33:30:59	M	01-13	8
68	Joseph Schults	43	CO	33:33:57	M	03-9	
69	Dennis Herr	45	VA	33:37	M	92-2	3
70	Kirk Apt	37	CO	33:39:53	M	99-12	9
71	Mark Heaphy	34	MT	33:41:47	M	97-5	5
72	Blake Wood	38	NM	33:43:25	M	97-6	8
73	Betsy Nye	37	CA	33:48:53	F	01-14	4
74	Andy Lapkass	41	CO	33:49:44	M	99-13	
75	Alfred Bogenhuber	64	CA	33:51:00	M	03-10T	2
76	Mike Tilden	37	UT	33:51:00	M	03-10T	3
77	Mark Heaphy	31	MT	33:57:32	M	94-4	5
78	Gordon Hardman	45	CO	33:59:55	M	96-6	7
79	Randy Isler	43	NM	34:01:24	M	00-12	7
80	Tim Cannon	39	CO	34:02:36	M	01-15	
81	Michael Sandlin	46	VA	34:06:22	M	00-13	2
82	Gordon Hardman	48	CO	34:15:29	M	99-14	7
83	Gordon Hardman	49	CO	34:19:37	M	00-14	7
84	Betsy Kalmeyer	42	CO	34:20:06	F	03-12	5
85	Kirk Apt	31	CO	34:21:01	M	93-4	9
86	Tyler Curiel	43	TX	34:27:19	M	99-15	4
87	Betsy Nye	36	CA	34:35:33	F	00-15	4
88	Tyler Curiel	44	TX	34:35:49	M	00-16	4
89	Paul Fuller	42	CO	34:36:15	M	94-5	
90	Mike Tilden	34	UT	34:39:13	M	00-17	3
91	Scott Eppelman	35	TX	34:39:59	M	01-16	2
92	Roch Horton	43	CO	34:41:47	M	00-18	4
93	Tyler Curiel	47	LA	34:44:49	M	03-13	4
94	Scott Mills	45	VA	34:51:15	M	96-7T	4
95	Joe Clapper	37	VA	34:51:15	M	96-7T	2
96	Scott McKenzie	43	CA	34:51:19	M	98-9	
97	Thomas Nielsen	37	CA	34:52:07	M	97-7	
98	Charlie Thorn	53	NM	35:01:57	M	99-16	8
99	Mike Burke	53	OR	35:05:09	M	03-14	
100	Alfred Bogenhuber	59	CA	35:05:26	M	99-17	2

<u>Place</u>	<u>Name</u>	<u>Age</u>	<u>State</u>	<u>Time</u>	<u>Sex</u>	<u>Year-Place</u>	<u>Number Finished</u>
101	Scott Mills	50	VA	35:14:04	M	01-17	1
102	Gordon Hardman	46	CO	35:16:01	M	97-8	7
103	Betsy Nye	34	CA	35:19:20	F	99-18	4
104	James Nelson	43	UT	35:26:38	M	03-15	3
105	John Robinson	36	OR	35:28:12	M	01-18	2
106	Kurt Madden	38	CA	35:29:00	M	94-6	
107	Charlie Thorn	54	NM	35:29:32	M	00-19	8
108	John Robinson	38	OR	35:34:20	M	03-16	2
109	Charlie Thorn	52	NM	35:35:17	M	98-10	8
110	Kirk Apt	34	CO	35:35:50	M	96-9	9
111	Chip Lee	38	CO	35:44:16	M	93-5	3
112	Gordon Hardman	41	CO	35:47	M	92-3	7
113	Keith Knipling	27	IL	35:47:28	M	03-17	
114	Elizabeth McGoff	41	MT	35:47:41	F	01-19	
115	Randy Isler	44	NM	35:51:21	M	01-20	7
116	Rolly Portelance	54	ONT	35:51:27	M	97-9	2
117	Gordon Hardman	43	CO	35:52:19	M	94-7	7
118	Dennis Herr	46	VA	35:52:31	M	93-6	3
119	Steffen Buttner	38	NZ	35:52:50	M	99-19	
120	Edward Boggess	43	CO	35:55:12	M	01-21	2
121	Tim Seminoff	45	UT	35:58:07	M	03-18	2
122	Blake Wood	42	NM	36:03:00	M	00-20	8
123	Tim Hewitt	44	PA	36:17:18	M	99-20	
124	Greg Loomis	26	MA	36:19:47	M	00-21	
125	Mark Melvin	39	CA	36:22:42	M	99-21	2
126	Todd Salzer	27	CO	36:36:33	M	01-22	2
127	Reinhold Baues	53	OR	36:39:10	M	03-19	2
128	Jeff Arndt	50	AK	36:43:15	M	03-20	
129	Charlie Thorn	51	NM	36:43:32	M	97-10	8
130	Dan Tranel	44	IA	36:45:12	M	01-23	3
131	Edward Boggess	42	CO	36:45:13	M	00-22	2
132	Michael Sandlin	44	TX	36:46:06	M	99-22	2
133	Chip Lee	39	CO	36:54:10	M	94-8	3
134	Eric Robinson	31	CA	36:59:03	M	99-23	2
135	Jan Bear	48	NM	37:08:00	M	03-21	
136	Odin Christensen	45	CO	37:08:05	M	93-7	5
137	Phil Kahn	43	CO	37:14:32	M	96-10	3
138	John Cappis	50	NM	37:19	M	92-4T	
139	Charlie Thorn	46	NM	37:19	M	92-4T	8
140	Roch Horton	46	CO	37:19:00	M	03-22	4
141	Mike Mitchell	40	UT	37:21:16	M	99-24T	2
142	Mike Tilden	32	UT	37:21:16	M	99-24T	3
143	Laura Vaughan	31	CA	37:22:32	F	97-11	
144	Scott Eppelman	34	TX	37:36:11	M	00-23	2
145	Charlie Thorn	55	NM	37:42:55	M	01-24	8
146	Jeff Holdaway	43	VA	37:43:03	M	01-25	
147	John Amies	55	UK	37:47:28	M	97-12T	
148	Craig Wilson	48	ME	37:47:28	M	97-12T	2
149	Rob Youngren	25	AL	37:50:48	M	99-26	
150	Douglas Spencer	42	CA	37:50:59	M	00-24	
151	Bert Meyer	48	CT	37:52:40	M	93-8	4

<u>Place</u>	<u>Name</u>	<u>Age</u>	<u>State</u>	<u>Time</u>	<u>Sex</u>	<u>Year-Place</u>	<u>Number Finished</u>
152	Randy Rhodes	44	CO	38:04:42	M	94-9T	5
153	Tim Beaman	43	VT	38:04:42	M	94-9T	
154	Richard Ruid	38	MO	38:05:00	M	99-27	
155	Todd Holmes	40	CO	38:10:24	M	96-11	
156	Mark Melvin	40	CA	38:14:35	M	00-25	2
157	Geoff Miller	35	CO	38:16:09	M	93-9	4
158	Randy Rhodes	43	CO	38:18:06	M	93-10	5
159	Jan Fiala	44	NM	38:19:31	M	98-11	5
160	Blake Wood	35	NM	38:20:22	M	94-11	8
161	Greg Martell	41	WY	38:25:38	M	98-12	
162	Blake Wood	45	NM	38:30:10	M	03-23	8
163	Eric Robinson	30	CA	38:32:43	M	98-13	2
164	Gordon Hardman	47	CO	38:34:56	M	98-14	7
165	Tim Neckar	37	TX	38:37:53	M	99-28	
166	Todd Salzer	29	CO	38:40:50	M	03-24	2
167	Margaret Smith	38	MT	38:43:09	F	94-12	5
168	Dave Dixson	28	NM	38:44:55	M	99-29	
169	Odin Christensen	44	CO	38:45	M	92-6	5
170	Randy Rhodes	47	CO	38:50:48	M	97-14	5
171	Dale Petersen	44	CO	38:54:09	M	00-26	
172	Tom Rowe	50	MT	38:58:06	M	99-30	2
173	Chip Lee	43	CO	38:58:29	M	98-15	3
174	Emily Loman	24	CO	38:58:58	F	00-27	2
175	Blake Wood	39	NM	39:07:59	M	98-16	8
176	Brett Gosney	44	CO	39:09:54	M	03-25	
177	Joanne Urioste	42	NV	39:18:26	F	94-13	
178	Murray Schart	44	UT	39:18:47	M	03-26	2
179	Scott Grierson	27	ME	39:21:12	M	94-14	
180	Chris Nute	30	CO	39:21:33	M	98-17	
181	Adrian Crane	38	CA	39:22:10	M	93-11	
182	Dan Tranel	43	IA	39:22:56	M	00-28	3
183	Eric Pence	33	CO	39:25:58	M	99-31	
184	Randy Rhodes	46	CO	39:26:37	M	96-12	5
185	Randy Isler	46	NM	39:28:31	M	03-27T	7
186	Kristen Kern	39	NM	39:28:31	M	03-27T	2
187	Mark Williams	31	CA	39:29:50	M	97-15	
188	Lance Goss	53	CA	39:30:50	M	99-32	
189	Bill Laster	49	AR	39:31:14	M	98-18	
190	Steve Pattillo	48	NM	39:32:30	M	99-33	3
191	Mike Ehrlich	36	CO	39:34:40	M	99-34	3
192	Gary Knipling	60	VA	39:36:05	M	03-29	
193	Roch Horton	41	CO	39:37:02	M	99-35	4
194	Keith Baker	48	NM	39:41:17	M	03-30	2
195	Dennis Herr	52	VA	39:45:15	M	99-36	3
196	Dan Curley	53	CA	39:45:45	M	99-37	
197	Mike Dobies	42	MI	39:48:22	M	03-31	4
198	John DeWalt	65	PA	39:52:35	M	01-26	8
199	Mark Lange	29	CO	39:55	M	92-7	3
200	Thomas Knutson	51	MN	39:56:28	M	01-27	2
201	Jeff Collins	48	CA	40:00:48	M	01-28	
202	Mike Farris	46	MN	40:07:58	M	01-29	2

<u>Place</u>	<u>Name</u>	<u>Age</u>	<u>State</u>	<u>Time</u>	<u>Sex</u>	<u>Year- Place</u>	<u>Number Finished</u>
203	Andrew Addis	42	UK	40:12:31	M	97-16T	2
204	Paul McClintock	31	UK	40:12:31	M	97-16T	
205	James Benike	49	MN	40:15:12	M	99-38	2
206	John McGrew	39	CO	40:26:03	M	97-18	3
207	John Demorest	46	CA	40:26:58	M	97-19	
208	Larry Alire	50	CO	40:33:45	M	97-20	2
209	Mike Ehrlich	38	CO	40:35:07	M	01-30	3
210	Odin Christenson	48	CO	40:35:50	M	96-13	5
211	Douglas McKeeever	45	WA	40:38:15	M	93-12	
212	Betsy Kalmeyer	35	CO	40:43:13	F	96-14	5
213	Joe Prusaitis	47	TX	40:47:48	M	01-31	3
214	Charlie Thorn	57	NM	40:49:14	M	03-32	8
215	Mike Price	51	UT	40:51:38	M	01-32	2
216	Geoff Miller	38	CO	40:55:06	M	96-15	4
217	Allen Czecholinski	53	WI	40:57:38	M	00-29	2
218	Eliza McLean	32	NC	40:57:57	F	98-19T	
219	Steve Simmons	32	WV	40:57:57	M	98-19T	
220	Keith Baker	47	NM	40:58:10	M	01-34T	2
221	Carl Jess	43	NM	40:58:10	M	01-34T	
222	Kristen Kern	37	NM	40:58:10	M	01-34T	2
223	Jerry Gray	55	CO	41:04:20	M	01-36	
224	Mark McDermott	31	CO	41:04:55	M	93-13	
225	Bill Thompson	58	QLD	41:05:16	M	00-30	
226	Blake Wood	37	NM	41:11:36	M	96-16	8
227	Steve Pero	50	MA	41:14:11	M	01-37	
228	Don Platt	49	CO	41:17:34	M	03-33	2
229	Steve Pattillo	47	NM	41:18:55	M	98-21	3
230	Martyn Greaves	33	UK	41:22:34	M	93-14	2
231	Randy Wojno	40	CO	41:23:50	M	99-39	2
232	Nick Williams	50	AR	41:26:46	M	93-15	2
233	Mike Dobies	36	MI	41:31:46	M	97-21	4
234	Glen Turner	44	CO	41:31:55	M	03-34	
235	Reinhold Baues	51	OR	41:37:19	M	01-38	2
236	Margaret Smith	37	MT	41:38:38	F	93-16	5
237	Eric Hodges	54	CA	41:46:55	M	03-35	2
238	Dan Tranel	46	IA	41:50:08	M	03-36T	3
239	Mark Heaphy	41	MT	41:50:08	M	03-36T	5
240	Bert Meyer	49	CT	41:50:26	M	94-15	4
241	Jim Fisher	48	NM	41:51:41	M	99-40	5
242	William Rideg	38	MT	42:01:38	M	03-38	
243	James Benike	47	MN	42:01:39	M	97-22T	2
244	Matthew Janney	42	OR	42:01:39	M	97-22T	
245	John DeWalt	63	PA	42:03:53	M	99-41	8
246	Steve McCormick	49	CO	42:06:55	M	94-17T	
247	Garry Curry	40	CO	42:06:55	M	94-17T	2
248	Lew Larson	40	CO	42:06:55	M	94-17T	
249	Mike Ehrlich	37	CO	42:07:59	M	00-31	3
250	Jim Fisher	45	NM	42:12:30	M	96-17	5
251	Chuck Kroger	55	CO	42:13:12	M	01-39	3
252	Matt Mahoney	45	FL	42:17:42	M	00-32	3
253	Tom Rowe	52	MT	42:22:59	M	00-33	2

<u>Place</u>	<u>Name</u>	<u>Age</u>	<u>State</u>	<u>Time</u>	<u>Sex</u>	<u>Year-Place</u>	<u>Number Finished</u>
254	Randy Rhodes	42	CO	42:26	M	92-8T	5
255	Thomas Knutson	41	MN	42:26	M	92-8T	2
256	Diane Ridgway	50	CO	42:37:23	F	99-42	2
257	Matt Mahoney	43	FL	42:39:14	M	99-43	3
258	Jon MacManus	45	CO	42:40:26	M	96-18	
259	Edward Strickland	45	CO	42:42:36	M	01-40	
260	Bert Meyer	54	CT	42:42:55	M	99-44	4
261	Joe Prusaitis	46	TX	42:53:30	M	00-34	3
262	Nigel Finney	54	MN	42:56:00	M	00-35	4
263	Brad Hatten	47	CO	42:57:50	M	03-39	
264	Nigel Finney	55	MN	42:59:55	M	01-41	4
265	Jim Fisher	43	NM	42:59:59	M	94-19	5
266	Kirk Boisseree	44	CA	43:05:56	M	01-42	
267	Garry Curry	42	CO	43:08:06	M	96-19T	2
268	Randy Wojno	36	CO	43:08:06	M	96-19T	2
269	Odin Christensen	54	CO	43:10:30	M	99-45	5
270	Steve Pattillo	51	NM	43:11:27	M	01-43	3
271	Thomas Green	45	MD	43:12:43	M	96-21	
272	Julie Westland-Litus	35	CO	43:14:50	F	93-17	4
273	Mike Dobies	40	MI	43:15:07	M	01-44	4
274	John McGrew	41	CO	43:16:30	M	99-46	3
275	Odin Christensen	49	CO	43:20:05	M	97-25T	5
276	Geoff Miller	39	CO	43:20:05	M	97-25T	4
277	Milan Milanovich	37	CH	43:20:05	M	97-25T	
278	Jim Fisher	42	NM	43:21:10	M	93-18	5
279	Ginny LaForme	53	NM	43:22:36	F	03-40T	3
280	Craig Wilson	54	ME	43:22:36	M	03-40T	2
281	Rickie Redland	49	CO	43:23:32	F	03-42	2
282	Jim Fisher	47	NM	43:26:26	M	98-22	5
283	Mike Price	50	UT	43:39:24	M	00-36	2
284	Mike Farris	45	MN	43:39:27	M	00-37	2
285	Art Bourque	41	AZ	43:41:35	M	03-43	
286	Julie Westland-Litus	36	CO	43:41:47	F	94-21T	4
287	Steve Tilley	47	AR	43:41:47	M	94-21T	2
288	Phil Kahn	41	CO	43:41:47	M	94-21T	3
289	Douglas McInturff	41	CO	43:46:13	M	00-38	
290	Hal Winton	64	CA	43:48:16	M	96-22	
291	Burgess Harmer	51	NV	43:48:33	M	93-19	
292	Don Platt	47	CO	43:48:36	M	01-45	2
293	Murray Schart	42	UT	43:48:42	M	01-46	2
294	David Lygre	53	WA	43:49:12	M	96-23	
295	Matt Hornung	40	CO	43:51:51	M	97-27	2
296	Hans van Willigen	60	MA	43:51:53	M	98-23	
297	Allen Belshaw	33	CO	43:52:43	M	00-39	
298	Chuck Kroger	54	CO	43:57:00	M	00-40	3
299	Rick Gates	46	UT	43:57:28	M	03-44	
300	Jim Drummond	51	UK	44:05:20	M	03-45	
301	John Addis	41	UK	44:08:10	M	96-24	
302	Mark Spangler	45	MN	44:08:48	M	97-28	
303	Mary Lou Morgan-Pentasuglio	43	CO	44:13:42	F	97-29	2
304	Bud Phillips	53	CO	44:16:33	M	00-41	2

<u>Place</u>	<u>Name</u>	<u>Age</u>	<u>State</u>	<u>Time</u>	<u>Sex</u>	<u>Year-Place</u>	<u>Number Finished</u>
305	Mike Mitchell	41	UT	44:16:44	M	00-42	2
306	Kristina Irvin	42	CA	44:22:58	F	00-43	2
307	Kevin Taverner	38	CO	44:27:58	M	01-47	
308	John DeWalt	64	PA	44:28:21	M	00-44	8
309	Martin Miller	49	MT	44:29:38	M	01-48	
310	Kristina Irvin	40	CA	44:32:07	F	98-24	2
311	Bobby Keogh	49	NM	44:32:24	M	98-25	
312	Rickie Redland	47	WY	44:34:53	F	01-49	2
313	Dick West	51	MI	44:37:12	M	93-20T	
314	Eugene Trahern	30	WA	44:37:12	M	93-20T	
315	Ulrich Kamm	45	GER	44:38:15	M	93-22	9
316	John McGrew	38	CO	44:41:00	M	96-25	3
317	John DeWalt	67	PA	44:44:44	M	03-46	8
318	James Hurley	32	OH	44:45:54	M	00-45	
319	Cliff Davies	59	ONT	44:46:16	M	94-24T	
320	Rolly Partelance	51	ONT	44:46:16	M	94-24T	2
321	John Nale	48	CO	44:46:16	M	94-24T	
322	Richard Szekeresh	42	OH	44:47:57	M	03-47	
323	Dick Curtis	52	CO	44:48:45	M	97-30	4
324	Don Thompson	55	CO	44:48:49	M	93-23	3
325	Bud Phillips	56	CA	44:48:57	M	03-48T	2
326	Gary Cuffin	52	CO	44:48:57	M	03-48T	
327	Mike Dobies	38	MI	44:50:00	M	99-47	4
328	Nigel Finney	52	MN	44:51:20	M	99-48	4
329	Jim Baker	53	OK	44:52:20	M	03-50	
330	Rollin Perry	64	IA	44:53:23	M	03-51T	7
331	Joe Prusaitis	49	TX	44:53:23	M	03-51T	3
332	Larry Alire	51	CO	44:53:58	M	98-26T	2
333	Phil Kahn	45	CO	44:53:58	M	98-26T	3
334	Dick Curtis	56	CO	44:54:29	M	01-50	4
335	Ken DeBeer	49	MO	44:55:28	M	00-46	
336	Diane Ridgway	47	CO	44:58:45	F	96-26	2
337	Matt Mahoney	46	FL	45:00:03	M	01-51	3
338	Colin Kingsford	58	QC	45:05:58	M	00-47	
339	John DeWalt	61	PA	45:06:54	M	97-31	8
340	Kerry Collings	49	UT	45:11:46	M	98-28	4
341	Jan Gnass	49	CA	45:12:25	M	99-49	2
342	Eric Hodges	52	CA	45:17:15	M	01-52	2
343	Jan Gnass	54	CA	45:20:20	M	03-53	2
344	Geoff Miller	36	CO	45:21:22	M	94-26	4
345	Marc Witkes	35	CO	45:21:42	M	01-53	
346	Allen Czecholinski	49	WI	45:22:25	M	96-27	2
347	Dave Capron	55	CA	45:23:45	M	00-48	
348	Hans-Dieter Weisshaar	60	GER	45:23:46	M	00-49	2
349	Brick Robbins	38	CA	45:25:07	M	98-29	
350	Emily Loman	23	CO	45:27:50	F	99-50T	2
351	Kerry Collings	50	UT	45:27:50	M	99-50T	4
352	Mark Heaphy	38	MT	45:29:14	M	00-50	5
353	Margaret Heaphy	45	MT	45:29:15	F	00-51	5
354	Margaret Heaphy	46	MT	45:33:29	F	01-54T	5
355	Mark Heaphy	39	MT	45:33:29	M	01-54T	5

<u>Place</u>	<u>Name</u>	<u>Age</u>	<u>State</u>	<u>Time</u>	<u>Sex</u>	<u>Year-Place</u>	<u>Number Finished</u>
356	Alfred Kroeger	32	CO	45:35	M	92-10	3
357	Mary Lou Morgan-Pentasuglio	42	CO	45:37:13	F	96-28	2
358	Leslie Trammell	46	TN	45:40:40	F	01-56	
359	Ian Hutcheson	40	CAN	45:42:07	M	96-29T	
360	Matt Hornung	39	CO	45:42:07	M	96-29T	2
361	Susan Gardner	36	NM	45:44:36	F	00-52	
362	Jason Hodde	28	IN	45:45:07	M	98-30	
363	Nancy Hamilton	43	MD	45:47	F	92-11T	
364	Rick Hamilton	42	MD	45:47	M	92-11T	
365	Mike Thomas	37	CO	45:47:38	M	99-52	
366	Max Welker	59	WA	45:47:47	M	01-57	
367	Lance Johnson	37	NM	45:53:26	M	03-54	
368	Kevin O'Grady	34	OH	45:53:43	M	93-24	3
369	Rollin Perry	60	IA	45:56:12	M	99-53	7
370	Ulrich Kamm	44	GER	46:03	M	92-13	9
371	Kevin O'Grady	33	OH	46:03	M	92-14	3
372	Nancy Halpin	43	NM	46:04:00	F	03-55	
373	Ulrich Kamm	54	CO	46:06:58	M	01-58	9
374	Dick Curtis	55	CO	46:07:12	M	00-53	4
375	Julie Westland-Litus	38	CO	46:08:15	F	96-32T	4
376	Charles Haraway	48	CO	46:08:15	M	96-32T	
377	Richard Hypio	40	CO	46:08:15	M	96-32T	
378	Clark Chesbro	35	CO	46:08:15	M	96-32T	2
379	Carl Yates	65	CO	46:15:26	M	93-25	
380	Ginny LaForme	49	NM	46:17:25	F	99-54	3
381	Cathy Tibbetts	49	NM	46:18:32	F	03-56	
382	Jose Wilkie	31	KY	46:19:14	M	94-27	
383	Scott Smith	37	UT	46:19:31	M	99-55	
384	Kerry Collings	52	UT	46:21:27	M	01-59T	4
385	Duane Nelson	45	OR	46:21:27	M	01-59T	2
386	Rollin Perry	57	IA	46:21:40	M	96-35	7
387	Roland Martin	43	NV	46:24	M	92-15	
388	Molly Gibb	42	CO	46:25:35	F	03-57	
389	Clark Chesbro	33	CO	46:26:03	M	94-28	2
390	Bert Meyer	51	CT	46:27:22	M	96-36	4
391	Rollin Perry	61	IA	46:28:40	M	00-54	7
392	Ulrich Kamm	48	GER	46:30:22	M	96-37T	9
393	Dana Roueche	39	CO	46:30:22	M	96-37T	2
394	Rich Limacher	53	IL	46:31:16	M	03-58	
395	Dana Roueche	40	CO	46:31:45	M	97-32	2
396	John DeWalt	62	PA	46:32:36	M	98-31	8
397	Ulrich Kamm	56	CO	46:32:50	M	03-59	9
398	David King	55	NC	46:36:42	M	01-61	
399	Todd Burgess	32	CO	46:37:49	M	01-62	2
400	Rex Stickland	59	UK	46:39:47	M	03-60T	
401	Andrew Addis	48	UK	46:39:47	M	03-60T	2
402	Suzi Thibeault	49	CA	46:45:28	F	97-33	
403	Rollin Perry	59	IA	46:45:54	M	98-32T	7
404	Jim Ballard	48	MT	46:45:54	M	98-32T	4
405	Rollin Perry	58	IA	46:45:56	M	97-34	7
406	Julie Westland-Litus	34	CO	46:47	F	92-16	4

<u>Place</u>	<u>Name</u>	<u>Age</u>	<u>State</u>	<u>Time</u>	<u>Sex</u>	<u>Year-Place</u>	<u>Number Finished</u>
407	Nick Williams	51	AR	46:49:10	M	94-29	2
408	Steve Tilley	50	AR	46:51:09	M	97-35	2
409	Rollin Perry	62	IA	46:54:46	M	01-63	7
410	Jim Ballard	51	OR	46:55:25	M	01-64	4
411	Dan Whittemore	45	NH	46:56:13	M	97-36	
412	John DeWalt	60	PA	46:58:23	M	96-39T	8
413	Kawika Spaulding	42	HI	46:58:23	M	96-39T	
414	Kerry Collings	54	UT	46:59:26	M	03-62T	4
415	Duane Nelson	47	OR	46:59:26	M	03-62T	2
416	Virgil Best	40	CO	47:00:00	M	03-64	
417	Nigel Finney	57	MN	47:02:47	M	03-65	4
418	Ulrich Kamm	49	CO	47:03:10	M	97-37T	9
419	Jim Ballard	47	MT	47:03:10	M	97-37T	4
420	Deb Pero	49	NH	47:03:36	F	03-66	
421	Tony Grappo	43	NV	47:08:53	M	94-30	
422	Kathy D'Onofrio-Wood	36	CA	47:11:23	F	00-55	
423	Aki Inoue	36	JP	47:13:46	M	00-56	
424	Don Thompson	54	CO	47:15	M	92-17	3
425	Alfred Kroeger	33	CO	47:15:51	M	93-26	3
426	Dick Curtis	53	CO	47:19:19	M	98-34	4
427	Alfred Kroeger	34	CO	47:21:12	M	94-31	3
428	Margaret Heaphy	48	MT	47:21:29	F	03-67	5
429	Ulrich Kamm	53	CO	47:26:44	M	00-57	9
430	Don Thompson	56	CO	47:27:30	M	94-32	3
431	Gary Wright	48	WA	47:31:10	M	99-56	
432	Ulrich Kamm	51	CO	47:31:30	M	99-57T	9
433	Jim Ballard	49	MT	47:31:30	M	99-57T	4
434	Chuck Kroger	57	CO	47:36:22	M	03-68	3
435	Ginny LaForme	48	NM	47:37:06	F	98-35T	3
436	Stuart Johnson	39	KS	47:37:06	M	98-35T	
437	Joel Zucker	44	NY	47:37:17	M	98-37	3
438	Arthur Schwartz	46	CO	47:39	M	92-18	
439	Todd Burgess	31	CO	47:41:03	M	00-58	2
440	Lee Schmidt	54	CA	47:43:48	M	94-33	
441	Hans-Dieter Weisshaar	63	GER	47:45:32	M	03-69	2
442	Ulrich Kamm	46	GER	47:46:26	M	94-34T	9
443	Martyn Greaves	34	UK	47:46:26	M	94-34T	2
444	Conrad Cole	50	CO	47:48:59	M	00-59	
445	Bozena Maslanka	34	CA	47:49:32	F	00-60	2
446	Bozena Maslanka	32	CA	47:49:59	F	98-38	2
447	Joel Zucker	43	NY	47:50:01	M	97-39	3
448	John DeWalt	58	PA	47:50:21	M	94-36T	8
449	Kevin O'Grady	35	OH	47:50:21	M	94-36T	3
450	Joel Zucker	42	NY	47:50:41	M	96-41	3
451	Roger Wiegand	56	NE	47:51:25	M	99-59	
452	Richard Senelly	52	HI	47:59:35	M	96-42	

Fact Sheet for the Hardrock Hundred
 Start & finish in Silverton, CO, elevation 9310.
 PO Box 55, Silverton, CO 81433

(Ver17JUL03)

	Overall/ Record	1992 1 st annual	1993 2 nd annual	1994 3 rd annual	1995 4 th annual	1996 5 th annual
Date	NA	July 10-12	July 9-11	July 8-10	July 7-9	July 12-14
Course length (miles)	NA	98.8	100.6	101.1	Cancelled due to SNOW	101.3
Surface: cross country	NA	8.9	9.4	10.5		12.7
Surface: trail	NA	67.9	67.3	77.8		76.2
Surface: jeep road	NA	Jeep & trail combined	Jeep & trail combined	Jeep & trail combined		Jeep & trail combined
Surface: dirt road	NA	18.0	20	11.5		11.2
Surface: pavement	NA	4.0	3.9	1.4		1.3
Course climb (feet)	NA	29,684	29,849	32,700		33,008
Average altitude (feet)	NA	11,109	11,160	11,172		11,186
High altitude (feet)	NA	14,048 - Handies	14,048 - Handies	14,048 - Handies		14,048 - Handies
Low altitude (feet)	NA	7,850 - Ouray	7,680 - Ouray	7,680 - Ouray		7,680 - Ouray
Weather	NA	Pt cloudy to cloudy. 1st night sleet, 2nd day & night showers	Pt cloudy to cloudy	Clear to pt cloudy		Clear to pt cloudy to cloudy, light showers on 2nd day
Number of aid stations	NA	12	13	12		13
First male, age, year, & time	Karl Meltzer, 34, '01 26:39:35	Dave Horton, 42, 32:34	Dave Horton, 43, 29:35:48	Scott Hirst, 33, 32:00:13		Rick Trujillo, 48, 30:44:17
First female, age, year, & time	Betsy Kalmeyer, 40, '01 29:58:00	Nancy Hamilton, 43, 45:47	Margaret Smith, 37, 41:38:38	Margaret Smith, 38, 38:43:09		Betsy Kalmeyer, 35, 40:43:13
Median finish time	41:12:58	44:02	41:13:45	42:59:59		43:48:16
Average finish time	40:21:59	42:04:20	40:15:41	41:50:13		41:45:24
Greatest average climb rate (ft/hr)	1238	916	1009	1022		1074
Permit limit	NA	100	100	100		100
Number started	882	42	35	75		91
Number & % finished	452, 51.2%	18, 43%	26, 74%	37, 49%		42, 46%
Average age - top five, last five finishers	37.6 48.6	44.8 42.0	37.8 46.4	36.8 45.8		39.4 47.2
Average age - all finishers	44.0	41.7	41.7	41.9		43.5
Age of oldest & youngest finishers	67 23	54 29	65 30	59 27		64 31
Number of male finishers	403	16	24	34		38
Number of female finishers	49	2	2	3		4
References/articles	NA	Sep 92, UR	Sep 93, UR	Sep 94, UR		Sep 96, UR

WWW sites: <http://www.run100s.com/HR/>, <http://www.hardrock100.com/>, <http://microserf.lanl.gov/bpw/hrh.html>, <http://www.run100s.com>,
<http://Fox.Nstn.Ca:80/~dblaike/uv-hr100.html>

Fact Sheet for the Hardrock Hundred
 Start & finish in Silverton, CO, elevation 9310.
 PO Box 55, Silverton, CO 81433

(Ver17JUL03)

	Overall/ Record	1997 6th Annual	1998 7th Annual	1999 8th Annual	2000 9th Annual	2001 10th Annual
Date	NA	July 11-13	July 10-12	July 9-11	July 7-9	July 13-15
Course length (miles)	NA	101.3	101.3	101.7	101.7	100
Surface: cross country	NA	12.7	12.7	10.7	10.7	8.4
Surface: trail	NA	76.2	77.2	52.1	52.1	51.1
Surface: jeep road	NA	Jeep & trail combined	Jeep & trail combined	26.1	26.1	23.5
Surface: dirt road	NA	11.2	11.2	12.4	12.4	16.7
Surface: pavement	NA	1.3	0.3	0.4	0.4	0.3
Course climb (feet)	NA	33,008	33,015	33,005	33,005	33,000
Average altitude (feet)	NA	11,186	11,186	11,022	11,022	11,006
High altitude (feet)	NA	14,048 - Handies	14,048 - Handies	14,048 - Handies	14,048 - Handies	14,048 - Handies
Low altitude (feet)	NA	7,680 - Ouray	7,680 - Ouray	7,680 - Ouray	7,680 - Ouray	7,850 - Ouray
Weather	NA	Fri-cloudy, cool Fri night-snow storm on Handies, cold, windy Sat-clear, cool, windy Sat night-clear, cool	Fri-early rain, clearing and t-storms w/ hail late afternoon. Sat-clear early, clouds, some rain in afternoon	Fri-overcast with showers in afternoon. Sat-clear morning to partly cloudy afternoon.	Fri-thick overcast and mild all day. Snow & rain showers on Handies with clearing overnight. Sat-clear morning turning to heavy thunderstorms with hail and wind in late afternoon and all night.	Fri-overcast & mild. Showers during day, clearing at night. Sat-partly cloudy to cloudy. Showers and lightning during day.
Number of aid stations	NA	12	13	12	13	12
First male, age, year, & time	Karl Meltzer, 34, '01 26:39:35	Mark C. McDermott, 38, & Mark Hartell, 31, 30:33:31	Ricky Denesik, 39, 30:12:31	Blake Wood, 40, 30:10:58	Kirk Apt, 38, 29:35:00	Karl Meltzer, 34 26:39:35
First female, age, year, & time	Betsy Kalmeyer, 40, '01 29:58:00	Laura Vaughan, 31, 37:22:32	Eliza McLean, 32, 40:57:57	Betsy Kalmeyer, 38, 31:55:36	Sue Johnston, 35, 32:20:03	Betsy Kalmeyer, 40, 29:58:00
Median finish time	41:12:58	40:26:28	40:57:57	38:44:55	41:36:21	40:54:54
Average finish time	40:21:59	40:35:21	40:26:48	38:58:55	39:49:21	39:31:10
Greatest average climb rate (ft/hr)	1238	1080	1093	1094	1116	1238
Permit limit	NA	110	110	110	110	110
Number started	882	99	82	110	118	118
Number & % finished	452, 51.2%	39, 39%	38, 46%	59, 54%	60, 51%	64, 54%
Average age - top five, last five finishers	37.6 48.6	35.8 46.8	42.0 43.0	38.8 48.2	42.8 40.8	40.2 49.0
Average age - all finishers	44.0	43.5	43.0	43.0	43.2	45.4
Age of oldest & youngest finishers	67 23	61 31	62 28	63 23	64 24	65 27
Number of male finishers	403	36	34	53	51	57
Number of female finishers	49	3	4	6	9	7
References/articles	NA	Sep 97, UR	Sep 98, UR	Sep 99, UR	Sep 00, UR	

WWW sites: <http://www.run100s.com/HR/>, <http://www.hardrock100.com/>, <http://microserf.lanl.gov/bpw/hrh.html>, <http://www.run100s.com>,
<http://Fox.Nstn.Ca:80/~dblakie/uw-hr100.html>

Fact Sheet the Hardrock Hundred
 Start & finish in Silverton, CO, elevation 9310.
 PO Box 55, Silverton, CO 81433

(Ver17JUL03)

	Overall/ Record	2002 11th Annual	2003 12th Annual	2004 13 th Annual
Date	NA	July 12-14	July 11-13	July 9-11
Course length (miles)	NA	Cancelled due to EXTREME Fire Danger	100.3	
Surface: cross country	NA		7.3	
Surface: trail	NA		55.4	
Surface: jeep road	NA		22.1	
Surface: dirt road	NA		15.1	
Surface: pavement	NA		0.4	
Course climb (feet)	NA		33,082	
Average altitude (feet)	NA		10,989	
High altitude (feet)	NA		14,048 - Handies	
Low altitude (feet)	NA		7850 - Ouray	
Weather	NA		Fri- very warm morning, then hot day, sunny with a couple clouds. Evening was clear and never seemed to cool down. Sat - still hot and almost total sunshine. Evening very warm and clear.	
Number of aid stations	NA		13	
First male, age, year, & time	Karl Meltzer, 34, '01 26:39:35		Karl Meltzer, 36. 28:01:55	
First female, age, year, & time	Betsy Kalmeyer, 40, '01 29:58:00		Betsy Nye, 39, 33:02:28	
Median finish time	41:12:58		41:46:55	
Average finish time	40:21:59		40:35:55	
Greatest average climb rate (ft/hr)	1238		1180	
Permit limit	NA		125	
Number started	882		112	
Number & % finished	452, 51.2%		69, 61.6%	
Average age - top five, last five finishers	37.6 48.6		40.4 54.8	
Average age - all finishers	44.0		47.6	
Age of oldest & youngest finishers	67 23		67 27	
Number of male finishers	403		60	
Number of female finishers	49		9	
References/articles	NA			

WWW sites: <http://www.run100s.com/HR/>, <http://www.hardrock100.com/>, <http://microserf.lanl.gov/bpw/hrh.html>, <http://www.run100s.com>,
<http://Fox.Nstn.Ca:80/~dblaikie/uw-hr100.html>

Hardrock Hundred Five Year Awards

(Listed in Order of Fifth Finish as of July 13, 2003)

1. Randy Rhodes ('97)	2. Ulrich Kamm ('97)
3. Kirk Apt ('98)	4. Gordon Hardman ('98)
5. Blake Wood ('99)	6. Charlie Thorn ('99)
7. Jim Fisher ('99)	8. John DeWalt ('99)
9. Odin Christensen ('99)	10. David Horton ('00)
11. Randy Isler ('00)	12. Rollin Perry ('00)
13. Jan Fiala ('03)	14. Betsy Kalmeyer ('03)
15. Mark Heaphy ('03)	16. Margaret Heaphy ('03)

Summary Table of Finishes

Year	Total Finishes to Date	Different Finishers to Date	Number of Finishers through Each Year (for the indicated number of finishes)									
			1	2	3	4	5	6	7	8	9	
1992	18	18	18									
1993	44	33	22	11								
1994	81	55	35	14	6							
1996	123	82	58	10	11	3						
1997	162	99	64	19	10	4	2					
1998	200	120	78	20	10	8	4					
1999	259	154	101	28	10	6	6	3				
2000	319	181	110	40	16	3	6	3	3			
2001	383	210	129	39	20	10	4	2	4	2		
2003	452	235	134	52	21	12	8	0	3	3	2	

Hardrock Hundred High Finishers

(as of July 13, 2003)

9 Finishes

Kirk Apt
Ulli Kamm

8 Finishes

Blake Wood
Charlie Thorn
John DeWalt

7 Finishes

Randy Isler
Gordon Hardman
Rollin Perry

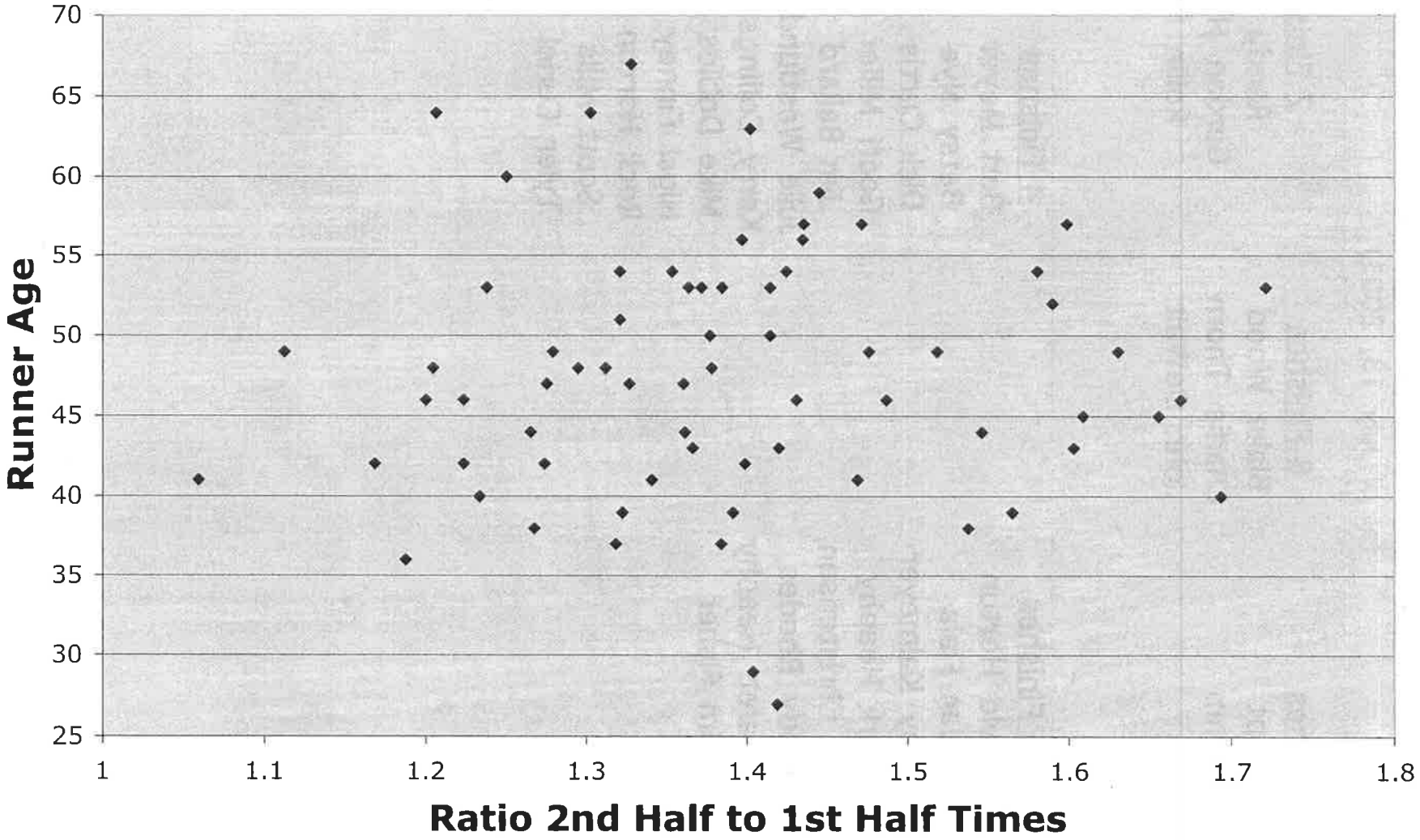
5 Finishes

David Horton
Jan Fiala
Betsy Kalmeyer
Mark Heaphy
Odin Christensen
Randy Rhodes
Margaret Heaphy
Jim Fisher

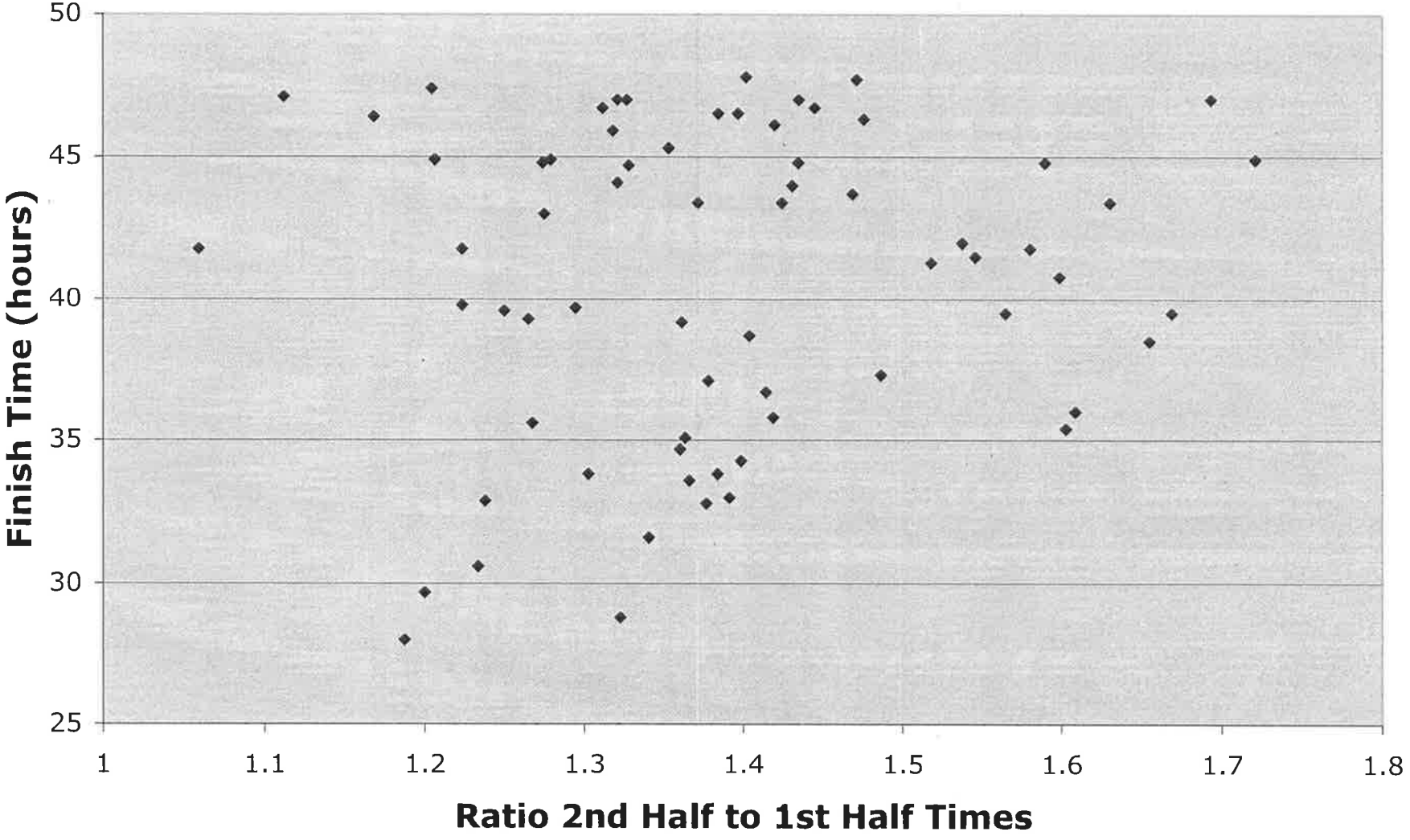
4 Finishes

Bert Meyer
Betsy Nye
Dick Curtis
Geoff Miller
Jim Ballard
Julie Westlund
Kerry Collings
Mike Dobies
Nigel Finney
Rock Horton
Scott Mills
Tyler Curiel

2003 Hardrock Splits vs Age



2003 Hardrock Splits vs Finish Time



2003 Hardrock Age vs Finish Time

