

July 26, 2001

Dear Runners and Volunteers:

What follows is the results package for the 2001 Hardrock Hundred. The package is designed to provide information about the 2001 Hardrock Hundred as well as historical information of interest. This package contains:

1. Names and addresses of the 2001 Hardrock entrants.
2. 2001 Finishers and their times.
3. Summary page showing course records, Five Year Awards, and finishes data.
4. Fact sheet showing statistical information summarized for each of the past Hardrock Hundreds.
5. Results spreadsheet in three representations:
 - a. Results in time of day based on a 24 hour clock.
 - b. Results in elapsed time in and out of each aid station.
 - c. Results showing time to complete each course segment and rest times at each aid station.
6. Hardrock Hundred all time Finishers list.
7. Hardrock Hundred questionnaire for runners, pacers, and crew that we request you return, **not later than September 15**, so that we can make the Hardrock Hundred better meet your needs in the future.

While the data has been checked and double checked, it is possible that errors still exist. If there are errors, please notify John Cappis or Charlie Thorn at the addresses below. Also, if there is other information that you want, let one of us know.

We want to thank you for participating or volunteering in the 2001 Hardrock Hundred. We look forward to seeing you in 2002.

Charlie Thorn
4501 B Ridgeway
Los Alamos, NM 87544
(505) 662-2397
thorn@lanl.gov

John Cappis
35 Los Arboles
Los Alamos, NM 87544
(505) 662-1455
cappis@bigfoot.com

2001 Hardrock Hundred Mountain Run Results

Silverton, Colorado July 13-15, 2001

Tails, jeep roads, cross country

Starters: 118

Finishers: 64

1	Karl Meltzer,M,34,UT	26:39:35	34T	Keith Baker,M,47,NM	40:58:10
2	Hans Put,M,41,NY	28:42:00	34T	Carl Jess,M,43,NM	40:58:10
3	Betsy Kalmeyer,F,40,CO	29:58:00	34T	Kristen Kern,M,37,NM	40:58:10
4	Jan Fiala,M,48,NM	30:05:02	36	Jerry Gray,M,55,CO	41:04:20
5	Jonathan Worswick,M,38,NSW	30:12:40	37	Steve Pero,M,50,MA	41:14:11
6	Scott Gordon,M,40,NM	30:27:45	38	Reinhold Baues,M,51,OR	41:37:19
7	Ruth Zollinger,F,36,UT	30:40:38	39	Chuck Kroger,M,55,CO	42:13:12
8	Kirk Apt,M,39,CO	31:40:00	40	Edward Strickland,M,45,CO	42:42:36
9	Tom Hayes,M,51,MT	31:59:50	41	Nigel Finney,M,55,MN	42:59:55
10	Tyler Curiel,M,45,TX	32:41:50	42	Kirk Boisseree,M,44,CA	43:05:56
11	Roch Horton,M,44,CO	32:59:02	43	Steve Pattillo,M,51,NM	43:11:27
12	Tom Garrison,M,43,NM	33:17:25	44	Mike Dobies,M,40,MI	43:15:07
13	Blake Wood,M,43,NM	33:30:59	45	Don Platt,M,47,CO	43:48:36
14	Betsy Nye,F,37,CA	33:48:53	46	Murray Schart,M,42,UT	43:48:42
15	Tim Cannon,M,39,CO	34:02:36	47	Kevin Taverner,M,38,CO	44:27:58
16	Scott Eppelman,M,35,TX	34:39:59	48	Martin Miller,M,49,MT	44:29:38
18	Scott Mills,M,50,VA	35:14:04	49	Rickie Redland,F,47,WY	44:34:53
18	John Robinson,M,36,OR	35:28:12	50	Dick Curtis,M,56,CO	44:54:29
19	Elizabeth McGoff,F,41,MT	35:47:41	51	Matt Mahoney,M,46,FL	45:00:03
20	Randy Isler,M,44,NM	35:51:21	52	Eric Hodges,M,52,CA	45:17:15
21	Edward Boggess,M,43,CO	35:55:12	53	Marc Witkes,M,35,CO	45:21:42
22	Todd Salzer,M,27,CO	36:36:33	54T	Margaret Heaphy,F,46,MT	45:33:29
23	Dan Tranel,M,44,IA	36:45:12	54T	Mark Heaphy,M,39,MT	45:33:29
24	Charlie Thorn,M,55,NM	37:42:55	56	Leslie Trammell,F,46,TN	45:40:40
25	Jeff Holdaway,M,43,VA	37:43:03	57	Max Welker,M,59,WA	45:47:47
26	John DeWalt,M,65,PA	39:52:35	58	Ulrich Kamm,M,54,CO	46:06:58
27	Thomas Knutson,M,51,MN	39:56:28	59T	Kerry Collings,M,52,UT	46:21:27
28	Jeff Collins,M,48,CA	40:00:48	59T	Duane Nelson,M,45,OR	46:21:27
29	Mike Farris,M,46,MN	40:07:58	61	David King,M,55,NC	46:36:42
30	Mike Ehrlich,M,38,CO	40:35:07	62	Todd Burgess,M,32,CO	46:37:49
31	Joe Prusaitis,M,47,TX	40:47:48	63	Rollin Perry,M,62,IA	46:54:46
32	Mike Price,M,51,UT	40:51:38	64	James Ballard,M,51,OR	46:55:25
				Not an official finisher but completed the course	
				Randall Dunn,M,46,CO	48:01:11

Hardrock Hundred Course Records

Year	Men's Winner	Time	Women's Winner	Time
1992	David Horton	32:34	Nancy Hamilton	45:47
1993	David Horton	29:35:48	Margaret Smith	41:38:38
1994	Scott Hirst	32:00:13	Margaret Smith	38:43:09
1996	Rick Trujillo	30:44:17	Betsy Kalmeyer	40:43:13
1997	Mark C. McDermott & Mark Hartell	30:33:31	Laura Vaughan	37:22:32
1998	Ricky Denesik	30:12:31	Eliza McLean	40:57:57
1999	Blake Wood	30:10:58	Betsy Kalmeyer	31:55:36
2000	Kirk Apt	29:35:00	Sue Johnston	32:20:03
2001	Karl Meltzer	26:39:35	Betsy Kalmeyer	29:58:00

Hardrock Hundred Five Year Awards

(Listed in Order of Fifth Finish)

Randy Rhodes ('97)	Ulrich Kamm ('97)
Kirk Apt ('98)	Gordon Hardman ('98)
Blake Wood ('99)	Charlie Thorn ('99)
Jim Fisher ('99)	John DeWalt ('99)
Odin Christensen ('99)	David Horton ('00)
Randy Isler ('00)	Rollin Perry ('00)

Summary Table of Finishes

Year	Total Finishes to Date	Number Different Finishers	Number of Finishers through Each Year (for the indicated number of finishes)							
			8	7	6	5	4	3	2	1
1992	18	18								18
1993	44	33							11	22
1994	81	55						6	14	35
1995	-	-						-	-	-
1996	123	82					3	11	10	58
1997	162	99				2	4	10	19	64
1998	200	120				4	8	10	20	78
1999	259	155			3	6	6	10	27	103
2000	319	184		3	3	6	3	16	37	116
2001	383	212	2	4	2	4	10	20	27	133

Fact Sheet for the Hardrock Hundred
 Start & finish in Silverton, CO, elevation 9310.
 PO Box 55, Silverton, CO 81433

(Ver24JUL01)

	Overall/ Record	1992 1 st annual	1993 2 nd annual	1994 3 rd annual	1995 4 th annual	1996 5 th annual
Date	NA	July 10-12	July 9-11	July 8-10	July 7-9	July 12-14
Course length (miles)	NA	98.8	100.6	101.1	Cancelled	101.3
Surface: cross country	NA	8.9	9.4	10.5	due to	12.7
Surface: trail	NA	67.9	67.3	77.8	SNOW	76.2
Surface: jeeproad	NA	Jeep & trail combined	Jeep & trail combined	Jeep & trail combined		Jeep & trail combined
Surface: dirt road	NA	18.0	20	11.5		11.2
Surface: pavement	NA	4.0	3.9	1.4		1.3
Course climb (feet)	NA	29,684	29,849	32,700		33,008
Average altitude (feet)	NA	11,109	11,160	11,172		11,186
High altitude (feet)	NA	14,048 - Handies	14,048 - Handies	14,048 - Handies		14,048 - Handies
Low altitude (feet)	NA	7,850 - Ouray	7,680 - Ouray	7,680 - Ouray		7,680 - Ouray
Weather	NA	Pt cloudy to cloudy, 1st night sleet, 2nd day & night showers	Pt cloudy to cloudy	Clear to pt cloudy		Clear to pt cloudy to cloudy, light showers on 2nd day
Number of aid stations	NA	12	13	12		13
First male, age, year, & time	Karl Meltzer, 34, '01 26:39:35	Dave Horton, 42, 32:34	Dave Horton, 43, 29:35:48	Scott Hirst, 33, 32:00:13		Rick Trujillo, 48, 30:44:17
First female, age, year, & time	Betsy Kalmeyer, 40, '01 29:58:00	Nancy Hamilton, 43, 45:47	Margaret Smith, 37, 41:38:38	Margaret Smith, 38, 38:43:09		Betsy Kalmeyer, 35, 40:43:13
Median finish time	41:04:55	44:02	41:13:45	42:59:59		43:48:16
Average finish time	40:19:28	42:04:20	40:15:41	41:50:13		41:45:24
Greatest average climb rate (ft/hr)	1238	916	1009	1022		1074
Permit limit	NA	100	100	100		100
Number started	770	42	35	75		91
Number & % finished	383, 49.7%	18, 43%	26, 74%	37, 49%		42, 46%
Average age - top five, last five finishers	39.0 48.6	44.8 42.0	37.8 46.4	36.8 45.8		39.4 47.2
Average age - all finishers	43.4	41.7	41.7	41.9		43.5
Age of oldest & youngest finishers	65 23	54 29	65 30	59 27		64 31
Number of male finishers	343	16	24	34		38
Number of female finishers	40	2	2	3		4
References/articles	NA	Sep 92, UR	Sep 93, UR	Sep 94, UR		Sep 96, UR

WWW sites: <http://www.run100s.com/HR/>, <http://microserf.lanl.gov/bpw/hrh.html>, <http://www.run100s.com>, <http://Fox.Nstn.Ca:80/~dblaike/uw-hr100.html>

Fact Sheet for the Hardrock Hundred
 Start & finish in Silverton, CO, elevation 9310,
 PO Box 55, Silverton, CO 81433

(Ver24JUL01)

	Overall/ Record	1997 6th Annual	1998 7th Annual	1999 8th Annual	2000 9th Annual	2001 10th Annual
Date	NA	July 11-13	July 10-12	July 9-11	July 7-9	July 13-15
Course length (miles)	NA	101.3	101.3	101.7	101.7	100
Surface: cross country	NA	12.7	12.7	10.7	10.7	8.4
Surface: trail	NA	76.2	77.2	52.1	52.1	51.1
Surface: jeeproad	NA	Jeep & trail combined	Jeep & trail combined	26.1	26.1	23.5
Surface: dirt road	NA	11.2	11.2	12.4	12.4	16.7
Surface: pavement	NA	1.3	0.3	0.4	0.4	0.3
Course climb (feet)	NA	33,008	33,015	33,005	33,005	33,000
Average altitude (feet)	NA	11,186	11,186	11,022	11,022	11,006
High altitude (feet)	NA	14,048 - Handies	14,048 - Handies	14,048 - Handies	14,048 - Handies	14,048 - Handies
Low altitude (feet)	NA	7,680 - Ouray	7,680 - Ouray	7,680 - Ouray	7,680 - Ouray	7850 - Ouray
Weather	NA	Fri-cloudy, cool Fri night-snow storm on Handies, cold, windy Sat-clear, cool, windy Sat night-clear, cool	Fri-early rain, clearing and t-storms w/ hail late afternoon. Sat-clear early, clouds, some rain in afternoon	Fri-overcast with showers in afternoon. Sat-clear morning to partly cloudy afternoon.	Fri-thick overcast and mild all day. Snow & rain showers on Handies with clearing overnight. Sat-clear morning turning to heavy thunderstorms with hail and wind in late afternoon and all night.	Fri-overcast & mild. Showers during day, clearing at night. Sat-partly cloudy to cloudy. Showers and lightning during day.
Number of aid stations	NA	12	13	12	13	12
First male, age, year, & time	Karl Meltzer, 34, '01 26:39:35	Mark C. McDermott, 38, & Mark Hartell, 31, 30:33:31	Ricky Denesik, 39, 30:12:31	Blake Wood, 40, 30:10:58	Kirk Apt, 38, 29:35:00	Karl Meltzer, 34 26:39:35
First female, age, year, & time	Betsy Kalmeyer, 40, '01 29:58:00	Laura Vaughan, 31, 37:22:32	Eliza McLean, 32, 40:57:57	Betsy Kalmeyer, 38, 31:55:36	Sue Johnston, 35, 32:20:03	Betsy Kalmeyer, 40, 29:58:00
Median finish time	41:04:55	40:26:28	40:57:57	38:44:55	41:36:21	40:54:54
Average finish time	40:19:28	40:35:21	40:26:48	38:58:55	39:49:21	39:31:10
Greatest average climb rate (ft/hr)	1238	1080	1093	1094	1116	1238
Permit limit	NA	110	110	110	110	110
Number started	770	99	82	110	118	118
Number & % finished	383, 49.7%	39, 39%	38, 46%	59, 54%	60, 51%	64, 54%
Average age - top five, last five finishers	39.0 48.6	35.8 46.8	42.0 43.0	38.8 48.2	42.8 40.8	40.2 49.0
Average age - all finishers	43.4	43.5	43.0	43.0	43.2	45.4
Age of oldest & youngest finishers	65 23	61 31	62 28	63 23	64 24	65 27
Number of male finishers	343	36	34	53	51	57
Number of female finishers	40	3	4	6	9	7
References/articles	NA	Sep 97, UR	Sep 98, UR	Sep 99, UR	Sep 00, UR	

WWW sites: <http://www.run100s.com/HR/>, <http://microserf.lanl.gov/bpw/hrh.html>, <http://www.run100s.com>,
<http://Fox.Nstn.Ca:80/~dblaike/uv-hr100.html>

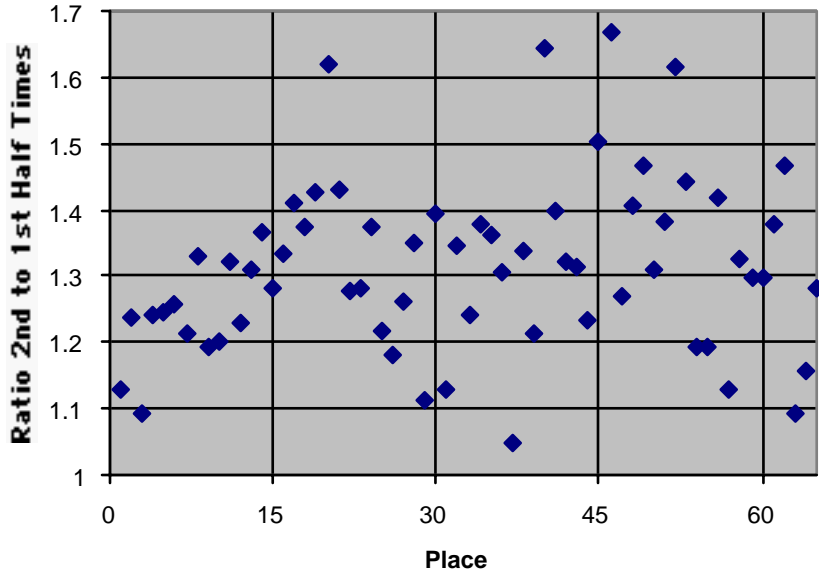
2001 Hardrock Hundred Results in Time of Day

Place	Name	Bib #	KammT		Chapn		Tellurid		Virginiu		Governr		Ouray		Enginer		Grouse		Shermn		Pole Cr.		Maggie		C'inghm		Silverton	
			In	Out	In	Out	In	Out	In	Out	In	Out	In	Out	In	Out	In	Out	In	Out	In	Out	In	Out	In	Out	In	Out
1	Karl Meltzer,M,34,UT	144	8:51	8:51	10:37	10:38	12:54	12:55	14:42	14:43	15:13	15:13	16:14	16:17	18:31	18:32	20:07	20:12	0:14	0:17	3:00	3:01	4:18	4:20	6:15	6:15	8:39	26:39:35
2	Hans Put,M,41,NY	154	8:52	8:52	10:44	10:46	13:05	13:10	14:56	14:59	15:31	15:33	16:37	16:43	18:50	18:52	20:25	20:35	1:05	1:17	4:26	4:33	5:55	5:59	7:53	7:53	10:42	28:42:00
3	Betsy Kalmeyer,F,40,CO	8	8:56	8:56	11:03	11:06	13:38	13:49	15:50	15:50	16:30	16:31	17:35	17:49	20:19	20:23	22:12	22:19	3:07	3:16	6:06	6:10	7:30	7:33	9:22	9:22	11:58	29:58:00
4	Jan Fiala,M,48,NM	3	8:51	8:51	10:40	10:42	13:07	13:14	15:15	15:18	15:50	15:51	16:55	16:56	19:26	19:27	21:16	21:30	2:58	3:17	6:21	6:24	7:37	7:39	9:35	9:35	12:05	30:05:02
5	Jonathan Worswick,M,38,NSW	4	8:54	8:54	10:50	10:52	13:09	13:10	15:14	15:15	15:45	15:51	16:52	17:01	19:28	19:36	21:36	21:51	3:01	3:15	6:14	6:19	7:39	7:45	9:37	9:37	12:12	30:12:40
6	Scott Gordon,M,40,NM	2	8:51	8:51	10:47	10:47	13:15	13:19	15:18	15:19	15:52	15:54	17:00	17:02	19:30	19:35	21:30	21:39	3:01	3:08	6:14	6:16	7:35	7:37	9:30	9:30	12:27	30:27:45
7	Ruth Zollinger,F,36,UT	182	8:55	8:55	10:47	10:48	13:17	13:22	15:24	15:25	16:02	16:03	17:09	17:17	19:52	19:54	21:41	21:50	3:04	3:19	6:24	6:25	7:46	7:52	10:01	10:01	12:40	30:40:38
8	Kirk Apt,M,39,CO	1	8:52	8:52	10:50	10:54	13:18	13:21	15:20	15:22	15:59	16:00	17:09	17:10	19:35	19:41	21:22	21:25	2:48	3:07	6:12	6:19	7:47	7:57	10:09	10:09	13:40	31:40:00
9	Tom Hayes,M,51,MT	126	9:04	9:07	11:09	11:16	13:48	13:55	15:56	15:58	16:44	16:47	18:02	18:13	20:35	20:36	22:27	22:37	3:48	4:01	7:11	7:20	8:32	8:39	10:52	10:52	13:59	31:59:50
10	Tyler Curiel,M,45,TX	12	8:56	8:56	11:04	11:06	13:42	13:48	16:12	16:15	16:54	16:56	18:07	18:21	20:51	20:58	22:47	23:10	4:12	4:50	7:56	8:15	9:35	9:40	11:39	11:39	14:41	32:41:50
11	Roch Horton,M,44,CO	13	8:55	8:55	10:53	10:53	13:25	13:30	15:42	15:44	16:22	16:24	17:34	17:42	20:13	20:15	22:13	22:15	3:59	4:12	7:44	7:48	9:39	9:42	12:15	12:15	14:59	32:59:02
12	Tom Garrison,M,43,NM	121	9:11	9:11	11:11	11:14	13:42	13:54	16:04	16:06	16:47	16:50	18:11	18:31	20:56	21:09	23:16	23:39	4:59	5:19	8:31	8:37	10:05	10:08	12:21	12:21	15:17	33:17:25
13	Blake Wood,M,43,NM	15	8:56	8:56	10:56	10:59	13:32	13:34	15:48	15:51	16:25	16:28	17:39	17:57	20:31	20:33	22:26	22:34	4:01	4:12	7:23	7:41	9:13	9:25	11:44	11:44	15:30	33:30:59
14	Betsy Nye,F,37,CA	11	8:55	8:55	10:57	11:00	13:32	13:36	15:48	15:49	16:25	16:25	17:34	17:34	20:17	20:18	22:20	22:21	4:29	4:51	8:32	8:35	10:12	10:15	12:30	12:30	15:48	33:48:53
15	Tim Cannon,M,39,CO	110	8:56	8:56	10:57	11:05	13:32	13:52	15:57	15:58	16:41	16:45	18:00	18:20	20:56	20:59	23:24	0:10	5:34	6:06	9:00	9:01	10:35	10:36	13:02	13:02	16:02	34:02:36
16	Scott Eppelman,M,35,TX	17	8:56	8:56	11:04	11:06	13:42	13:48	16:08	16:12	16:54	16:56	18:07	18:20	20:51	20:58	23:14	23:14	4:12	4:50	8:03	8:15	9:47	9:57	12:39	12:39	16:39	34:39:59
18	Scott Mills,M,50,VA	5	8:56	9:00	11:07	11:17	13:54	14:03	15:58	16:00	16:41	16:42	17:55	18:05	20:37	20:39	23:48	23:48	5:28	5:38	9:03	9:09	11:00	11:07	13:50	13:50	17:14	35:14:04
18	John Robinson,M,36,OR	162	8:54	8:55	10:54	10:57	13:45	13:54	16:24	16:27	17:05	17:07	18:21	18:27	20:57	21:00	23:03	23:15	5:41	5:57	10:22	10:25	12:25	12:30	14:46	14:46	17:28	35:28:12
19	Elizabeth McGoff,F,41,MT	142	9:04	9:07	11:09	11:16	13:48	13:55	15:56	15:58	16:44	16:47	18:02	18:13	20:45	20:50	22:54	23:10	4:55	5:14	8:55	9:02	10:44	10:50	13:57	13:57	17:47	35:47:41
20	Randy Isler,M,44,NM	9	8:52	8:52	10:45	10:47	13:15	13:19	15:19	15:20	15:54	15:55	17:04	17:10	19:41	19:42	21:36	21:52	4:48	5:09	9:08	9:15	11:05	11:20	14:07	14:07	17:51	35:51:21
21	Edward Boggess,M,43,CO	16	9:02	9:04	11:11	11:16	13:48	13:57	15:48	15:50	16:33	16:41	18:04	18:24	20:46	20:50	22:57	23:22	5:28	6:03	9:45	9:49	11:31	11:42	13:58	13:58	17:55	35:55:12
22	Todd Salzer,M,27,CO	165	9:09	9:10	11:21	11:29	14:13	14:25	16:51	16:56	17:45	17:51	19:12	19:29	22:05	22:20	0:31	1:16	7:39	8:24	11:12	11:21	12:49	13:05	15:15	15:15	18:36	36:36:33
23	Dan Tranel,M,44,IA	19	9:07	9:08	11:37	11:44	14:38	14:47	16:59	16:59	17:43	17:47	19:10	19:19	22:06	22:11	0:47	1:07	7:08	7:21	10:57	11:04	12:44	12:49	15:20	15:20	18:45	36:45:12
24	Charles Thorn,M,55,NM	14	9:04	9:06	11:15	11:17	14:01	14:05	16:06	16:06	16:57	17:00	18:43	19:06	21:53	21:55	0:24	0:51	7:12	7:26	10:51	10:53	12:44	12:50	15:39	15:39	19:42	37:42:55
25	Jeff Holdaway,M,43,VA	129	9:11	9:11	11:29	11:34	14:37	14:45	17:05	17:10	18:04	18:09	19:41	19:50	23:00	23:08	1:31	1:50	7:56	8:07	11:31	11:32	13:13	13:16	15:56	15:56	19:43	37:43:03
26	John DeWalt,M,65,PA	27	9:27	9:28	11:54	12:03	15:23	15:34	18:05	18:12	19:06	19:10	20:49	21:07	0:17	0:30	3:00	3:37	9:29	9:43	12:48	12:53	15:12	15:20	17:56	17:56	21:52	39:52:35
27	Thomas Knutson,M,51,MN	137	9:35	9:38	12:10	12:12	15:15	15:22	17:46	17:51	18:35	18:38	20:03	20:15	23:39	23:45	2:15	2:33	8:26	8:45	12:33	12:43	14:42	14:52	17:49	17:49	21:56	39:56:28
28	Jeff Collins,M,48,CA	113	9:23	9:23	11:41	11:42	14:39	14:44	17:10	17:12	17:57	17:58	19:22	19:33	23:01	23:04	1:58	1:58	8:53	9:10	13:14	13:18	15:01	15:04	17:56	17:56	22:00	40:00:48
29	Mike Farris,M,46,MN	25	9:35	9:36	12:17	12:23	15:40	15:48	18:28	18:34	19:30	19:36	21:03	21:22	1:00	1:15	3:43	3:58	10:03	10:11	13:42	13:45	15:30	15:36	18:26	18:26	22:07	40:07:58
30	Mike Ehrlich,M,38,CO	20	9:04	9:06	11:12	11:18	14:08	14:20	16:56	17:03	17:44	17:52	19:11	19:40	22:57	23:04	1:35	2:00	8:02	8:27	12:04	12:13	14:05	14:12	17:23	17:23	22:35	40:35:07
31	Joe Prusaitis,M,47,TX	22	9:54	9:56	12:43	12:51	16:18	16:31	19:10	19:13	19:59	20:02	21:10	21:32	1:10	1:14	3:44	4:08	10:31	10:52	14:30	14:40	16:23	16:33	19:03	19:03	22:47	40:47:48
32	Mike Price,M,51,UT	24	9:34	9:36	11:57	12:08	15:13	15:21	17:51	17:56	18:36	18:42	20:11	20:26	23:25	23:33	2:08	2:09	8:57	9:15	13:14	13:15	15:05	15:11	18:34	18:34	22:51	40:51:38
34T	Keith Baker,M,47,NM	102	9:24	9:26	11:57	12:04	15:06	15:18	17:58	18:02	19:02	19:04	20:25	20:45	0:16	0:18	2:54	2:54	9:12	9:27	13:17	13:20	15:15	15:32	18:34	18:34	22:58	40:58:10
34T	Carl Jess,M,43,NM	132	9:24	9:26	11:49	11:53	15:06	15:18	17:39	17:53	18:33	18:39	19:57	20:08	23:14	23:28	2:04	2:34	8:47	9:09	13:15	13:20	15:15	15:32	18:26	18:26	22:58	40:58:10
34T	Kristen Kern,M,37,NM	134	9:24	9:26	11:52	12:02	15:06	15:18	17:51	17:53	18:33	18:39	19:57	20:18	23:20	23:28	2:04	2:35	8:47	9:09	13:15	13:20	15:20	15:32	18:34	18:34	22:58	40:58:10
36	Jerry Gray,M,55,CO	123	9:29	9:30	11:47	11:54	14:52	15:13	17:52	17:53	18:32	18:39	20:05	20:44	23:48	0:23	2:52	5:02	10:10	10:57	13:58	14:04	15:43	16:09	19:01	19:01	23:04	41:04:20
37	Steve Pero,M,50,MA	152	9:58	9:59	12:48	12:52	16:18	16:38	19:35	19:42	20:35	20:43	22:27	22:50	2:08	2:14	4:45	5:03	11:56	12:07	15:03	15:09	16:38	16:50	19:15	19:15	23:14	41:14:11
38	Reinhold Baues,M,51,OR	104	9:29	9:29	11:57	12:08	15:12	15:29	17:50	17:53	18:49	18:54	20:15	20:40	23:48	0:05	2:25	2:48	9:13	9:34	13:31	13:41	15:36	15:49	18:56	18:56	23:37	41:37:19
39	Chuck Kroger,M,55,CO	26	9:58	9:59	12:24	12:29	15:53	16:00	18:30	18:34	19:25	19:28	21:18	21:33	1:04	1:10	3:50	4:04	10:13	10:30	14:14	14:22	16:11	16:33	19:28	19:28	0:13	42:13:12
40	Edward Strickland,M,45,CO	171	9:02	9:03	11:17	11:19	14:13	14:16	16:40	16:44	17:35	17:41	18:59	19:20	22:10	22:16	1:25	1:25	7:53	8:13	12:37	12:47	15:12	15:22	18:57	18:57	0:42	42:42:36
41	Nigel Finney,M,55,MN	23	9:27	9:28	12:05	12:06	15:14	15:20	17:52	17:56	18:50	18:54	20:15	20:18	23:55	0:05	3:07	3:28	9:39	9:52	13:51	13:56	15:59	16:33	19:36	19:36	0:59	42:59:55

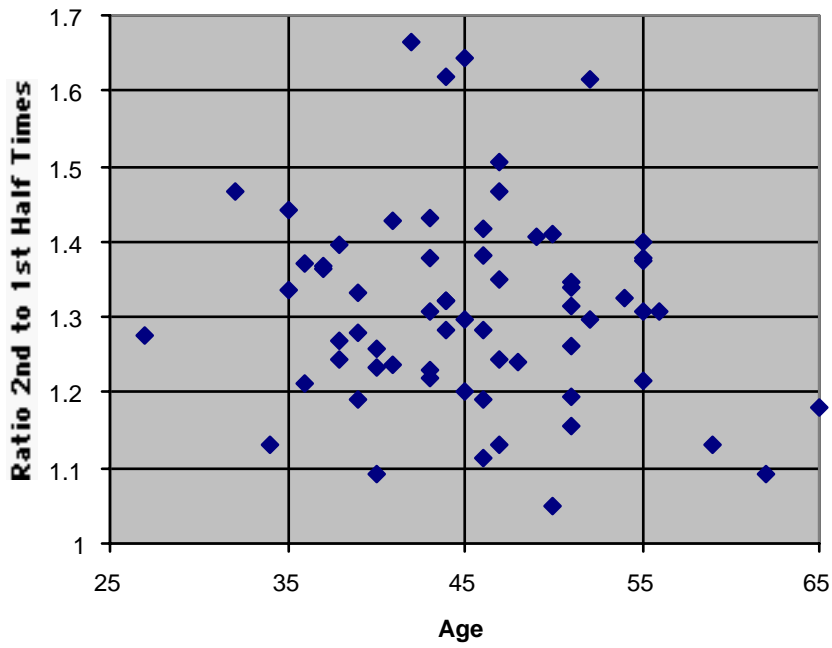
2001 Hardrock Hundred Results by Segment

Place	Name	Bib #	KammTr		Chapman		Telluride		Virginus		Governor		Ouray		Engineer		Grouse		Sherman		Pole Cr.		Maggie		C'ingham		Silverton		
			In	Rest	In	Rest	In	Rest	In	Rest	In	Rest	In	Rest	In	Rest	In	Rest	In	Rest	In	Rest	In	Rest	In	Rest	In	Rest	Time
1	Karl Meltzer,M,34,UT	144	2:51	0	1:46	1	2:16	1	1:47	1	0:30	0	1:01	3	2:14	1	1:35	5	4:02	3	2:43	1	1:17	2	1:55	4	2:20	22	26:39:35
2	Hans Put,M,41,NY	154	2:52	0	1:52	2	2:19	5	1:46	3	0:32	2	1:04	6	2:07	2	1:33	10	4:30	12	3:09	7	1:22	4	1:54	5	2:44	58	28:42:00
3	Betsy Kalmeyer,F,40,CO	8	2:56	0	2:07	3	2:32	11	2:01	0	0:40	1	1:04	14	2:30	4	1:49	7	4:48	9	2:50	4	1:20	3	1:49	4	2:32	60	29:58:00
4	Jan Fiala,M,48,NM	3	2:51	0	1:49	2	2:25	7	2:01	3	0:32	1	1:04	1	2:30	1	1:49	14	5:28	19	3:04	3	1:13	2	1:56	1	2:29	54	30:05:02
5	Jonathan Worswick,M,38,NSW	4	2:54	0	1:56	2	2:17	1	2:04	1	0:30	6	1:01	9	2:27	8	2:00	15	5:10	14	2:59	5	1:20	6	1:52	5	2:30	72	30:12:40
6	Scott Gordon,M,40,NM	2	2:51	0	1:56	0	2:28	4	1:59	1	0:33	2	1:06	2	2:28	5	1:55	9	5:22	7	3:06	2	1:19	2	1:53	3	2:54	37	30:27:45
7	Ruth Zollinger,F,36,UT	182	2:55	0	1:52	1	2:29	5	2:02	1	0:37	1	1:06	8	2:35	2	1:47	9	5:14	15	3:05	1	1:21	6	2:09	1	2:38	50	30:40:38
8	Kirk Apt,M,39,CO	1	2:52	0	1:58	4	2:24	3	1:59	2	0:37	1	1:09	1	2:25	6	1:41	3	5:23	19	3:05	7	1:28	10	2:12	10	3:21	66	31:40:00
9	Tom Hayes,M,51,MT	126	3:04	3	2:02	7	2:32	7	2:01	2	0:46	3	1:15	11	2:22	1	1:51	10	5:11	13	3:10	9	1:12	7	2:13	4	3:03	77	31:59:50
10	Tyler Curiel,M,45,TX	12	2:56	0	2:08	2	2:36	6	2:24	3	0:39	2	1:11	14	2:30	7	1:49	23	5:02	38	3:06	19	1:20	5	1:59	4	2:58	123	32:41:50
11	Roch Horton,M,44,CO	13	2:55	0	1:58	0	2:32	5	2:12	2	0:38	2	1:10	8	2:31	2	1:58	2	5:44	13	3:32	4	1:51	3	2:33	5	2:39	46	32:59:02
12	Tom Garrison,M,43,NM	121	3:11	0	2:00	3	2:28	12	2:10	2	0:41	3	1:21	20	2:25	13	2:07	23	5:20	20	3:12	6	1:28	3	2:13	6	2:50	111	33:17:25
13	Blake Wood,M,43,NM	15	2:56	0	2:00	3	2:33	2	2:14	3	0:34	3	1:11	18	2:34	2	1:53	8	5:27	11	3:11	18	1:32	12	2:19	20	3:26	100	33:30:59
14	Betsy Nye,F,37,CA	11	2:55	0	2:02	3	2:32	4	2:12	1	0:36	0	1:09	0	2:43	1	2:02	1	6:08	22	3:41	3	1:37	3	2:15	2	3:16	40	33:48:53
15	Tim Cannon,M,39,CO	110	2:56	0	2:01	8	2:27	20	2:05	1	0:43	4	1:15	20	2:36	3	2:25	46	5:24	32	2:54	1	1:34	1	2:26	0	3:00	136	34:02:36
16	Scott Eppelman,M,35,TX	17	2:56	0	2:08	2	2:36	6	2:20	4	0:42	2	1:11	13	2:31	7	2:16	0	4:58	38	3:13	12	1:32	10	2:42	13	3:47	107	34:39:59
18	Scott Mills,M,50,VA	5	2:56	4	2:07	10	2:37	9	1:55	2	0:41	1	1:13	10	2:32	2	3:09	0	5:40	10	3:25	6	1:51	7	2:43	0	3:24	61	35:14:04
18	John Robinson,M,36,OR	162	2:54	1	1:59	3	2:48	9	2:30	3	0:38	2	1:14	6	2:30	3	2:03	12	6:26	16	4:25	3	2:00	5	2:16	3	2:39	66	35:28:12
19	Elizabeth McGoff,F,41,MT	142	3:04	3	2:02	7	2:32	7	2:01	2	0:46	3	1:15	11	2:32	5	2:04	16	5:45	19	3:41	7	1:42	6	3:07	12	3:38	98	35:47:41
20	Randy Isler,M,44,NM	9	2:52	0	1:53	2	2:28	4	2:00	1	0:34	1	1:09	6	2:31	1	1:54	16	6:56	21	3:59	7	1:50	15	2:47	9	3:35	83	35:51:21
21	Edward Boggess,M,43,CO	16	3:02	2	2:07	5	2:32	9	1:51	2	0:43	8	1:23	20	2:22	4	2:07	25	6:06	35	3:42	4	1:42	11	2:16	7	3:50	132	35:55:12
22	Todd Salzer,M,27,CO	165	3:09	1	2:11	8	2:44	12	2:26	5	0:49	6	1:21	17	2:36	15	2:11	45	6:23	45	2:48	9	1:28	16	2:10	4	3:17	183	36:36:33
23	Dan Tranel,M,44,IA	19	3:07	1	2:29	7	2:54	9	2:12	0	0:44	4	1:23	9	2:47	5	2:36	20	6:01	13	3:36	7	1:40	5	2:31	8	3:17	88	36:45:12
24	Charlie Thorn,M,55,NM	14	3:04	2	2:09	2	2:44	4	2:01	0	0:51	3	1:43	23	2:47	2	2:29	27	6:21	14	3:25	2	1:51	6	2:49	14	3:49	99	37:42:55
25	Jeff Holdaway,M,43,VA	129	3:11	0	2:18	5	3:03	8	2:20	5	0:54	5	1:32	9	3:10	8	2:23	19	6:06	11	3:24	1	1:41	3	2:40	6	3:41	80	37:43:03
26	John DeWalt,M,65,PA	27	3:27	1	2:26	9	3:20	11	2:31	7	0:54	4	1:39	18	3:10	13	2:30	37	5:52	14	3:05	5	2:19	8	2:36	18	3:38	145	39:52:35
27	Thomas Knutson,M,51,MN	137	3:35	3	2:32	2	3:03	7	2:24	5	0:44	3	1:25	12	3:24	6	2:30	18	5:53	19	3:48	10	1:59	10	2:57	3	4:04	98	39:56:28
28	Jeff Collins,M,48,CA	113	3:23	0	2:18	1	2:57	5	2:26	2	0:45	1	1:24	11	3:28	3	2:54	0	6:55	17	4:04	4	1:43	3	2:52	3	4:01	50	40:00:48
29	Mike Farris,M,46,MN	25	3:35	1	2:41	6	3:17	8	2:40	6	0:56	6	1:27	19	3:38	15	2:28	15	6:05	8	3:31	3	1:45	6	2:50	9	3:32	102	40:07:58
30	Mike Ehrlich,M,38,CO	20	3:04	2	2:06	6	2:50	12	2:36	7	0:41	8	1:19	29	3:17	7	2:31	25	6:02	25	3:37	9	1:52	7	3:11	53	4:19	190	40:35:07
31	Joe Prusaitis,M,47,TX	22	3:54	2	2:47	8	3:27	13	2:39	3	0:46	3	1:08	22	3:38	4	2:30	24	6:23	21	3:38	10	1:43	10	2:30	7	3:37	127	40:47:48
32	Mike Price,M,51,UT	24	3:34	2	2:21	11	3:05	8	2:30	5	0:40	6	1:29	15	2:59	8	2:35	1	6:48	18	3:59	1	1:50	6	3:23	0	4:17	81	40:51:38
34T	Keith Baker,M,47,NM	102	3:24	2	2:31	7	3:02	12	2:40	4	1:00	2	1:21	20	3:31	2	2:36	0	6:18	15	3:50	3	1:55	17	3:02	6	4:18	90	40:58:10
34T	Carl Jess,M,43,NM	132	3:24	2	2:23	4	3:13	12	2:21	14	0:40	6	1:18	11	3:06	14	2:36	30	6:13	22	4:06	5	1:55	17	2:54	14	4:18	151	40:58:10
34T	Kristen Kern,M,37,NM	134	3:24	2	2:26	10	3:04	12	2:33	2	0:40	6	1:18	21	3:02	8	2:36	31	6:12	22	4:06	5	2:00	12	3:02	6	4:18	137	40:58:10
36	Jerry Gray,M,55,CO	123	3:29	1	2:17	7	2:58	21	2:39	1	0:39	7	1:26	39	3:04	35	2:29	130	5:08	47	3:01	6	1:39	26	2:52	16	3:47	336	41:04:20
37	Steve Pero,M,50,MA	152	3:58	1	2:49	4	3:26	20	2:57	7	0:53	8	1:44	23	3:18	6	2:31	18	6:53	11	2:56	6	1:29	12	2:25	8	3:51	124	41:14:11
38	Reinhold Baues,M,51,OR	104	3:29	0	2:28	11	3:04	17	2:21	3	0:56	5	1:21	25	3:08	17	2:20	23	6:25	21	3:57	10	1:55	13	3:07	16	4:25	161	41:37:19
39	Chuck Kroger,M,55,CO	26	3:58	1	2:25	5	3:24	7	2:30	4	0:51	3	1:50	15	3:31	6	2:40	14	6:09	17	3:44	8	1:49	22	2:55	13	4:32	115	42:13:12
40	Edward Strickland,M,45,CO	171	3:02	1	2:14	2	2:54	3	2:24	4	0:51	6	1:18	21	2:50	6	3:09	0	6:28	20	4:24	10	2:25	10	3:35	39	5:06	122	42:42:36
41	Nigel Finney,M,55,MN	23	3:27	1	2:37	1	3:08	6	2:32	4	0:54	4	1:21	3	3:37	10	3:02	21	6:11	13	3:59	5	2:03	34	3:03	12	5:11	114	42:59:55
42	Kirk Boisseree,M,44,CA	108	3:34	1	2:39	7	3:28	9	2:23	4	0:50	5	1:26	31	3:17	12	2:43	20	6:26	33	3:49	6	1:51	27	2:49	7	5:08	162	43:05:56

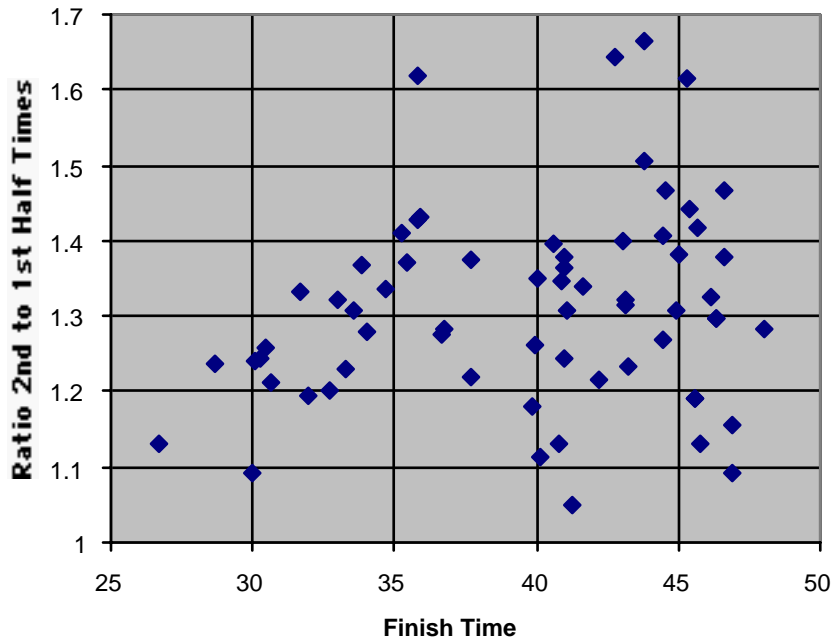
2001 Hardrock Hundred
Ratio vs Finish Place



2001 Hardrock Hundred
Ratio vs Age



2001 Hardrock Hundred Ratio vs Finish Time



Hardrock Hundred All Time Finishers List (as of 7/24/2001)

<u>Place</u>	<u>Name</u>	<u>Age</u>	<u>State</u>	<u>Time</u>	<u>Sex</u>	<u>Year-Place</u>	<u>Number Finished</u>
1	Karl Meltzer	34	UT	26:39:35	M	01-1	
2	Hans Put	41	NY	28:42:00	M	01-2	2
3	Kirk Apt	38	CO	29:35:00	M	00-1	8
4	David Horton	43	VA	29:35:48	M	93-1	5
5	Scott Gordon	39	NM	29:49:15	M	00-2	3
6	Betsy Kalmeyer	40	CO	29:58:00	F	01-3	4
7	Jan Fiala	48	NM	30:05:02	M	01-4	4
8	Blake Wood	40	NM	30:10:58	M	99-1	7
9	David Horton	50	VA	30:12:23	M	00-3	5
10	Ricky Denesik	38	CO	30:12:31	M	98-1	
11	Jonathan Worswick	38	NSW	30:12:40	M	01-5	3
12	David Horton	48	VA	30:27:00	M	98-2	5
13	Scott Gordon	40	NM	30:27:45	M	01-6	3
14	Mark C. McDermott	38	UK	30:33:31	M	97-1T	
15	Mark Hartell	32	UK	30:33:31	M	97-1T	2
16	Ruth Zollinger	36	UT	30:40:38	F	01-7	
17	James Nelson	40	UT	30:43:06	M	00-4	2
18	Jan Fiala	47	NM	30:43:20	M	00-5	4
19	Rick Trujillo	48	CO	30:44:17	M	96-1	2
20	Jonathan Worswick	37	CA	30:46:16	M	00-6	3
21	Mark Hartell	31	UK	30:54:13	M	96-2	2
22	Hans Put	38	NY	30:56:23	M	99-2	2
23	Kirk Apt	36	CO	31:03:20	M	98-3	8
24	Randy Isler	42	NM	31:05:04	M	99-3	6
25	Scott Mills	49	VA	31:11:05	M	00-7	4
26	Randy Isler	41	NM	31:14:50	M	98-4	6
27	Scott Mills	47	VA	31:16:53	M	98-5	4
28	Curtis Anderson	36	UT	31:22:50	M	99-4	
29	Dennis Poolheco	40	AZ	31:32:15	M	00-8	
30	Kirk Apt	39	CO	31:40:00	M	01-8	8
31	David Horton	46	VA	31:40:59	M	96-3	5
32	Ken Jensen	32	UT	31:42:03	M	00-9	
33	Joe Clapper	39	VA	31:47:37	M	98-6	2
34	Mark Lange	33	CO	31:53:54	M	96-4	3
35	James Nelson	38	UT	31:54:36	M	99-5	2
36	Betsy Kalmeyer	38	CO	31:55:36	F	99-6	4
37	Tom Hayes	51	MT	31:59:50	M	01-9	
38	Scott Hirst	33	CO	32:00:13	M	94-1	
39	Scott Gordon	38	NM	32:00:33	M	99-7	3
40	Randy Isler	40	NM	32:17:05	M	97-3	6
41	Sue Johnston	35	VT	32:20:03	F	00-10	2
42	Rick Trujillo	46	CO	32:20:24	M	94-2	2
43	David Horton	42	VA	32:24	M	92-1	5
44	Kirk Apt	32	CO	32:29:40	M	94-3	8
45	Tim Seminoff	40	UT	32:32:59	M	99-8	
46	Charlie Thorn	47	NM	32:36:14	M	93-2	7
47	Randy Isler	39	NM	32:36:38	M	96-5	6
48	Sue Johnston	33	VT	32:37:02	F	99-9	2
49	Tyler Curiel	45	TX	32:41:50	M	01-10	3
50	Giselher Schneider	34	GER	32:43:54	M	98-7	

Hardrock Hundred All Time Finishers List (as of 7/24/2001)

<u>Place</u>	<u>Name</u>	<u>Age</u>	<u>State</u>	<u>Time</u>	<u>Sex</u>	<u>Year-Place</u>	<u>Number Finished</u>
51	Kirk Apt	35	CO	32:43:58	M	97-4	8
52	Mark Lange	30	CO	32:58:30	M	93-3	3
53	Roch Horton	44	CO	32:59:02	M	01-11	3
54	Jonathan Worswick	35	CA	33:01:15	M	98-8	3
55	Betsy Kalmeyer	39	CO	33:05:50	F	00-11	4
56	Jan Fiala	45	NM	33:08:05	M	99-10	4
57	Tom Garrison	43	NM	33:17:25	M	01-12	
58	Regis Shivers Jr.	29	OH	33:25:32	M	99-11	
59	Blake Wood	43	NM	33:30:59	M	01-13	7
60	Dennis Herr	45	VA	33:37	M	92-2	3
61	Kirk Apt	37	CO	33:39:53	M	99-12	8
62	Mark Heaphy	34	MT	33:41:47	M	97-5	4
63	Blake Wood	38	NM	33:43:25	M	97-6	7
64	Betsy Nye	37	CA	33:48:53	F	01-14	3
65	Andy Lapkass	41	CO	33:49:44	M	99-13	
66	Mark Heaphy	31	MT	33:57:32	M	94-4	4
67	Gordon Hardman	45	CO	33:59:55	M	96-6	7
68	Randy Isler	43	NM	34:01:24	M	00-12	6
69	Tim Cannon	39	CO	34:02:36	M	01-15	
70	Michael Sandlin	46	VA	34:06:22	M	00-13	2
71	Gordon Hardman	48	CO	34:15:29	M	99-14	7
72	Gordon Hardman	49	CO	34:19:37	M	00-14	7
73	Kirk Apt	31	CO	34:21:01	M	93-4	8
74	Tyler Curiel	43	TX	34:27:19	M	99-15	3
75	Betsy Nye	36	CA	34:35:33	F	00-15	3
76	Tyler Curiel	44	TX	34:35:49	M	00-16	3
77	Paul Fuller	42	CO	34:36:15	M	94-5	
78	Michael Tilden	34	UT	34:39:13	M	00-17	
79	Scott Eppelman	35	TX	34:39:59	M	01-16	2
80	Roch Horton	43	CO	34:41:47	M	00-18	3
82	Scott Mills	45	VA	34:51:15	M	96-7T	4
81	Joe Clapper	37	VA	34:51:15	M	96-7T	2
83	Scott McKenzie	43	CA	34:51:19	M	98-9	
84	Thomas Nielsen	37	CA	34:52:07	M	97-7	
85	Charlie Thorn	53	NM	35:01:57	M	99-16	7
86	Alfred Bogenhuber	59	CA	35:05:26	M	99-17	
87	Scott Mills	50	VA	35:14:04	M	01-17	4
88	Gordon Hardman	46	CO	35:16:01	M	97-8	7
89	Betsy Nye	34	CA	35:19:20	F	99-18	3
90	John Robinson	36	OR	35:28:12	M	01-18	
91	Kurt Madden	38	CA	35:29:00	M	94-6	
92	Charlie Thorn	54	NM	35:29:32	M	00-19	7
93	Charlie Thorn	52	NM	35:35:17	M	98-10	7
94	Kirk Apt	34	CO	35:35:50	M	96-9	8
95	Chip Lee	38	CO	35:44:16	M	93-5	3
96	Gordon Hardman	41	CO	35:47	M	92-3	7
97	Elizabeth McGoff	41	MT	35:47:41	F	01-19	
98	Randy Isler	44	NM	35:51:21	M	01-20	6
99	Rolly Portelance	54	ONT	35:51:27	M	97-9	2
100	Gordon Hardman	43	CO	35:52:19	M	94-7	7

Hardrock Hundred All Time Finishers List (as of 7/24/2001)

<u>Place</u>	<u>Name</u>	<u>Age</u>	<u>State</u>	<u>Time</u>	<u>Sex</u>	<u>Year-Place</u>	<u>Number Finished</u>
101	Dennis Herr	46	VA	35:52:31	M	93-6	3
102	Steffen Buttner	38	NZ	35:52:50	M	99-19	
103	Edward Boggess	43	CO	35:55:12	M	01-21	2
104	Blake Wood	42	NM	36:03:00	M	00-20	7
105	Tim Hewitt	44	PA	36:17:18	M	99-20	
106	Greg Loomis	26	MA	36:19:47	M	00-21	
107	Mark Melvin	39	CA	36:22:42	M	99-21	2
108	Todd Salzer	27	CO	36:36:33	M	01-22	
109	Charlie Thorn	51	NM	36:43:32	M	97-10	7
110	Dan Tranel	44	IA	36:45:12	M	01-23	2
111	Edward Boggess	42	CO	36:45:13	M	00-22	2
112	Michael Sandlin	44	TX	36:46:06	M	99-22	2
113	Chip Lee	39	CO	36:54:10	M	94-8	3
114	Eric Robinson	31	CA	36:59:03	M	99-23	2
115	Odin Christensen	45	CO	37:08:05	M	93-7	5
116	Phil Kahn	43	CO	37:14:32	M	96-10	3
118	John Cappis	50	NM	37:19	M	92-4T	
117	Charlie Thorn	46	NM	37:19	M	92-4T	7
119	Mike Mitchell	40	UT	37:21:16	M	99-24T	
120	Mike Tilden	32	UT	37:21:16	M	99-24T	
121	Laura Vaughan	31	CA	37:22:32	F	97-11	
122	Scott Eppelman	34	TX	37:36:11	M	00-23	2
123	Charlie Thorn	55	NM	37:42:55	M	01-24	7
124	Jeff Holdaway	43	VA	37:43:03	M	01-25	
126	John Amies	55	UK	37:47:28	M	97-12T	
125	Craig Wilson	48	ME	37:47:28	M	97-12T	
127	Rob Youngren	25	AL	37:50:48	M	99-26	
128	Douglas Spencer	42	CA	37:50:59	M	00-24	
129	Bert Meyer	48	CT	37:52:40	M	93-8	4
130	Randy Rhodes	44	CO	38:04:42	M	94-9T	5
131	Tim Beaman	43	VT	38:04:42	M	94-9T	
132	Richard Ruid	38	MO	38:05:00	M	99-27	
133	Todd Holmes	40	CO	38:10:24	M	96-11	
134	Mark Melvin	40	CA	38:14:35	M	00-25	2
135	Geoff Miller	35	CO	38:16:09	M	93-9	4
136	Randy Rhodes	43	CO	38:18:06	M	93-10	5
137	Jan Fiala	44	NM	38:19:31	M	98-11	4
138	Blake Wood	35	NM	38:20:22	M	94-11	7
139	Greg Martell	41	WY	38:25:38	M	98-12	
140	Eric Robinson	30	CA	38:32:43	M	98-13	2
141	Gordon Hardman	47	CO	38:34:56	M	98-14	7
142	Tim Neckar	37	TX	38:37:53	M	99-28	
143	Margaret Smith	38	MT	38:43:09	F	94-12	4
144	Dave Dixson	28	NM	38:44:55	M	99-29	
145	Odin Christensen	44	CO	38:45	M	92-6	5
146	Randy Rhodes	47	CO	38:50:48	M	97-14	5
147	Dale Petersen	44	CO	38:54:09	M	00-26	
148	Tom Rowe	50	MT	38:58:06	M	99-30	2
149	Chip Lee	43	CO	38:58:29	M	98-15	3
150	Emily Loman	24	CO	38:58:58	F	00-27	2

Hardrock Hundred All Time Finishers List (as of 7/24/2001)

<u>Place</u>	<u>Name</u>	<u>Age</u>	<u>State</u>	<u>Time</u>	<u>Sex</u>	<u>Year-Place</u>	<u>Number Finished</u>
151	Blake Wood	39	NM	39:07:59	M	98-16	7
152	Joanne Urioste	42	NV	39:18:26	F	94-13	
153	Scott Grierson	27	ME	39:21:12	M	94-14	
154	Chris Nute	30	CO	39:21:33	M	98-17	
155	Adrian Crane	38	CA	39:22:10	M	93-11	
156	Dan Tranel	43	IA	39:22:56	M	00-28	2
157	Eric Pence	33	CO	39:25:58	M	99-31	
158	Randy Rhodes	46	CO	39:26:37	M	96-12	5
159	Mark Williams	31	CA	39:29:50	M	97-15	
160	Lance Goss	53	CA	39:30:50	M	99-32	
161	Bill Laster	49	AR	39:31:14	M	98-18	
162	Steve Pattillo	48	NM	39:32:30	M	99-33	3
163	Mike Ehrlich	36	CO	39:34:40	M	99-34	3
164	Roch Horton	41	CO	39:37:02	M	99-35	3
165	Dennis Herr	52	VA	39:45:15	M	99-36	3
166	Dan Curley	53	CA	39:45:45	M	99-37	
167	John DeWalt	65	PA	39:52:35	M	01-26	7
168	Mark Lange	29	CO	39:55	M	92-7	3
169	Thomas Knutson	51	MN	39:56:28	M	01-27	2
170	Jeff Collins	48	CA	40:00:48	M	01-28	
171	Mike Farris	46	MN	40:07:58	M	01-29	2
172	Andrew Addis	42	UK	40:12:31	M	97-16T	
173	Paul McClintock	31	UK	40:12:31	M	97-16T	
174	James Benike	49	MN	40:15:12	M	99-38	2
175	John McGrew	39	CO	40:26:03	M	97-18	3
176	John Demorest	46	CA	40:26:58	M	97-19	
177	Larry Alire	50	CO	40:33:45	M	97-20	2
178	Mike Ehrlich	38	CO	40:35:07	M	01-30	3
179	Odin Christenson	48	CO	40:35:50	M	96-13	5
180	Douglas McKeever	45	WA	40:38:15	M	93-12	
181	Betsy Kalmeyer	35	CO	40:43:13	F	96-14	4
182	Joe Prusaitis	47	TX	40:47:48	M	01-31	2
183	Mike Price	51	UT	40:51:38	M	01-32	2
184	Geoff Miller	38	CO	40:55:06	M	96-15	4
185	Allen Czecholinski	53	WI	40:57:38	M	00-29	2
186	Eliza McLean	32	NC	40:57:57	F	98-19T	
187	Steve Simmons	32	WV	40:57:57	M	98-19T	
189	Keith Baker	47	NM	40:58:10	M	01-34T	
188	Carl Jess	43	NM	40:58:10	M	01-34T	
190	Kristen Kern	37	NM	40:58:10	M	01-34T	
191	Jerry Gray	55	CO	41:04:20	M	01-36	
192	Mark McDermott	31	CO	41:04:55	M	93-13	
193	Bill Thompson	58	QLD	41:05:16	M	00-30	
194	Blake Wood	37	NM	41:11:36	M	96-16	7
195	Steve Pero	50	MA	41:14:11	M	01-37	
196	Steve Pattillo	47	NM	41:18:55	M	98-21	3
197	Martyn Greaves	33	UK	41:22:34	M	93-14	2
198	Randy Wojno	40	CO	41:23:50	M	99-39	2
199	Nick Williams	50	AR	41:26:46	M	93-15	2
200	Mike Dobies	36	MI	41:31:46	M	97-21	3

Hardrock Hundred All Time Finishers List (as of 7/24/2001)

<u>Place</u>	<u>Name</u>	<u>Age</u>	<u>State</u>	<u>Time</u>	<u>Sex</u>	<u>Year-Place</u>	<u>Number Finished</u>
201	Reinhold Baues	51	OR	41:37:19	M	01-38	
202	Margaret Smith	37	MT	41:38:38	F	93-16	4
203	Bert Meyer	49	CT	41:50:26	M	94-15	4
204	Jim Fisher	48	NM	41:51:41	M	99-40	5
205	James Benike	47	MN	42:01:39	M	97-22T	2
206	Matthew Janney	42	OR	42:01:39	M	97-22T	
207	John DeWalt	63	PA	42:03:53	M	99-41	7
210	Steve McCormick	49	CO	42:06:55	M	94-17T	
208	Garry Curry	40	CO	42:06:55	M	94-17T	2
209	Lew Larson	40	CO	42:06:55	M	94-17T	
211	Mike Ehrlich	37	CO	42:07:59	M	00-31	3
212	Jim Fisher	45	NM	42:12:30	M	96-17	5
213	Chuck Kroger	55	CO	42:13:12	M	01-39	2
214	Matt Mahoney	45	FL	42:17:42	M	00-32	3
215	Tom Rowe	52	MT	42:22:59	M	00-33	2
216	Randy Rhodes	42	CO	42:26	M	92-8T	5
217	Thomas Knutson	41	MN	42:26	M	92-8T	2
218	Diane Ridgway	50	CO	42:37:23	F	99-42	2
219	Matt Mahoney	43	FL	42:39:14	M	99-43	3
220	Jon MacManus	45	CO	42:40:26	M	96-18	
221	Edward Strickland	45	CO	42:42:36	M	01-40	
222	Bert Meyer	54	CT	42:42:55	M	99-44	4
223	Joe Prusaitis	46	TX	42:53:30	M	00-34	2
224	Nigel Finney	54	MN	42:56:00	M	00-35	3
225	Nigel Finney	55	MN	42:59:55	M	01-41	3
226	Jim Fisher	43	NM	42:59:59	M	94-19	5
227	Kirk Boisseree	44	CA	43:05:56	M	01-42	
228	Garry Curry	42	CO	43:08:06	M	96-19T	2
229	Randy Wojno	36	CO	43:08:06	M	96-19T	2
230	Odin Christensen	54	CO	43:10:30	M	99-45	5
231	Steve Pattillo	51	NM	43:11:27	M	01-43	3
232	Thomas Green	45	MD	43:12:43	M	96-21	
233	Julie Westland-Litus	35	CO	43:14:50	F	93-17	4
234	Mike Dobies	40	MI	43:15:07	M	01-44	3
235	John McGrew	41	CO	43:16:30	M	99-46	3
238	Odin Christensen	49	CO	43:20:05	M	97-25T	5
236	Geoff Miller	39	CO	43:20:05	M	97-25T	4
237	Milan Milanovich	37	CH	43:20:05	M	97-25T	
239	Jim Fisher	42	NM	43:21:10	M	93-18	5
240	Jim Fisher	47	NM	43:26:26	M	98-22	5
241	Mike Price	50	UT	43:39:24	M	00-36	2
242	Mike Farris	45	MN	43:39:27	M	00-37	2
243	Julie Westland-Litus	36	CO	43:41:47	F	94-21T	4
245	Steve Tilley	47	AR	43:41:47	M	94-21T	2
244	Phil Kahn	41	CO	43:41:47	M	94-21T	3
246	Douglas McInturff	41	CO	43:46:13	M	00-38	
247	Hal Winton	64	CA	43:48:16	M	96-22	
248	Burgess Harmer	51	NV	43:48:33	M	93-19	
249	Don Platt	47	CO	43:48:36	M	01-45	
250	Murray Schart	42	UT	43:48:42	M	01-46	

Hardrock Hundred All Time Finishers List (as of 7/24/2001)

<u>Place</u>	<u>Name</u>	<u>Age</u>	<u>State</u>	<u>Time</u>	<u>Sex</u>	<u>Year-Place</u>	<u>Number Finished</u>
251	David Lygre	53	WA	43:49:12	M	96-23	
252	Matt Hornung	40	CO	43:51:51	M	97-27	2
253	Hans van Willigen	60	MA	43:51:53	M	98-23	
254	Allen Belshaw	33	CO	43:52:43	M	00-39	
255	Chuck Kroger	54	CO	43:57:00	M	00-40	2
256	John Addis	41	UK	44:08:10	M	96-24	
257	Mark Spangler	45	MN	44:08:48	M	97-28	
258	Mary Lou Morgan-Pentasuglio	43	CO	44:13:42	F	97-29	2
259	Bud Phillips	53	CO	44:16:33	M	00-41	
260	Michael Mitchell	41	UT	44:16:44	M	00-42	
261	Kristina Irvin	42	CA	44:22:58	F	00-43	2
262	Kevin Taverner	38	CO	44:27:58	M	01-47	
263	John DeWalt	64	PA	44:28:21	M	00-44	7
264	Martin Miller	49	MT	44:29:38	M	01-48	
265	Kristina Irvin	40	CA	44:32:07	F	98-24	2
266	Bobby Keogh	49	NM	44:32:24	M	98-25	
267	Rickie Redland	47	WY	44:34:53	F	01-49	
268	Dick West	51	MI	44:37:12	M	93-20T	
269	Eugene Trahern	30	WA	44:37:12	M	93-20T	
270	Ulrich Kamm	45	GER	44:38:15	M	93-22	8
271	John McGrew	38	CO	44:41:00	M	96-25	3
272	James Hurley	32	OH	44:45:54	M	00-45	
273	Cliff Davies	59	ONT	44:46:16	M	94-24T	
275	Rolly Partelance	51	ONT	44:46:16	M	94-24T	2
274	John Nale	48	CO	44:46:16	M	94-24T	
276	Dick Curtis	52	CO	44:48:45	M	97-30	4
277	Don Thompson	55	CO	44:48:49	M	93-23	3
278	Mike Dobies	38	MI	44:50:00	M	99-47	3
279	Nigel Finney	52	MN	44:51:20	M	99-48	3
280	Larry Alire	51	CO	44:53:58	M	98-26T	2
281	Phil Kahn	45	CO	44:53:58	M	98-26T	3
282	Dick Curtis	56	CO	44:54:29	M	01-50	4
283	Ken DeBeer	49	MO	44:55:28	M	00-46	
284	Diane Ridgway	47	CO	44:58:45	F	96-26	2
285	Matt Mahoney	46	FL	45:00:03	M	01-51	3
286	Colin Kingsford	58	QC	45:05:58	M	00-47	
287	John DeWalt	61	PA	45:06:54	M	97-31	7
288	Kerry Collings	49	UT	45:11:46	M	98-28	3
289	Jan Gnass	49	CA	45:12:25	M	99-49	
290	Eric Hodges	52	CA	45:17:15	M	01-52	
291	Geoff Miller	36	CO	45:21:22	M	94-26	4
292	Marc Witkes	35	CO	45:21:42	M	01-53	
293	Allen Czecholinski	49	WI	45:22:25	M	96-27	2
294	Dave Capron	55	CA	45:23:45	M	00-48	
295	Hans Dieter Weisshaar	60	GER	45:23:46	M	00-49	
296	Brick Robbins	38	CA	45:25:07	M	98-29	
297	Emily Loman	23	CO	45:27:50	F	99-50T	2
298	Kerry Collings	50	UT	45:27:50	M	99-50T	3
299	Mark Heaphy	38	MT	45:29:14	M	00-50	4
300	Margaret Heaphy	45	MT	45:29:15	F	00-51	4

Hardrock Hundred All Time Finishers List (as of 7/24/2001)

<u>Place</u>	<u>Name</u>	<u>Age</u>	<u>State</u>	<u>Time</u>	<u>Sex</u>	<u>Year-Place</u>	<u>Number Finished</u>
301	Margaret Heaphy	46	MT	45:33:29	F	01-54T	4
302	Mark Heaphy	39	MT	45:33:29	M	01-54T	4
303	Alfred Kroeger	32	CO	45:35	M	92-10	3
304	Mary Lou Morgan-Pentasuglio	42	CO	45:37:13	F	96-28	2
305	Leslie Trammell	46	TN	45:40:40	F	01-56	
306	Ian Hutcheson	40	CAN	45:42:07	M	96-29T	
307	Matt Hornung	39	CO	45:42:07	M	96-29T	2
308	Susan Gardner	36	NM	45:44:36	F	00-52	
309	Jason Hodde	28	IN	45:45:07	M	98-30	
310	Nancy Hamilton	43	MD	45:47	F	92-11T	
311	Rick Hamilton	42	MD	45:47	M	92-11T	
312	Mike Thomas	37	CO	45:47:38	M	99-52	
313	Max Welker	59	WA	45:47:47	M	01-57	
314	Kevin O'Grady	34	OH	45:53:43	M	93-24	3
315	Rollin Perry	60	IA	45:56:12	M	99-53	6
317	Ulrich Kamm	44	GER	46:03	M	92-13	8
316	Kevin O'Grady	33	OH	46:03	M	92-14	3
318	Ulrich Kamm	54	CO	46:06:58	M	01-58	8
319	Dick Curtis	55	CO	46:07:12	M	00-53	4
322	Julie Westland-Litus	38	CO	46:08:15	F	96-32T	4
320	Charles Haraway	48	CO	46:08:15	M	96-32T	
323	Richard Hypio	40	CO	46:08:15	M	96-32T	
321	Clark Chesbro	35	CO	46:08:15	M	96-32T	2
324	Carl Yates	65	CO	46:15:26	M	93-25	
325	Ginny LaForme	49	NM	46:17:25	F	99-54	2
326	Jose Wilkie	31	KY	46:19:14	M	94-27	
327	Scott Smith	37	UT	46:19:31	M	99-55	
329	Kerry Collings	52	UT	46:21:27	M	01-59T	3
328	Duane Nelson	45	OR	46:21:27	M	01-59T	
330	Rollin Perry	57	IA	46:21:40	M	96-35	6
331	Roland Martin	43	NV	46:24	M	92-15	
332	Clark Chesbro	33	CO	46:26:03	M	94-28	2
333	Bert Meyer	51	CT	46:27:22	M	96-36	4
334	Rollin Perry	61	IA	46:28:40	M	00-54	6
336	Ulrich Kamm	48	GER	46:30:22	M	96-37T	8
335	Dana Roueche	39	CO	46:30:22	M	96-37T	2
337	Dana Roueche	40	CO	46:31:45	M	97-32	2
338	John DeWalt	62	PA	46:32:36	M	98-31	7
339	David King	55	NC	46:36:42	M	01-61	
340	Todd Burgess	32	CO	46:37:49	M	01-62	2
341	Suzi Thibeault	49	CA	46:45:28	F	97-33	
343	Rollin Perry	59	IA	46:45:54	M	98-32T	6
342	Jim Ballard	48	MT	46:45:54	M	98-32T	4
344	Rollin Perry	58	IA	46:45:56	M	97-34	6
345	Julie Westland-Litus	34	CO	46:47	F	92-16	4
346	Nick Williams	51	AR	46:49:10	M	94-29	2
347	Steve Tilley	50	AR	46:51:09	M	97-35	2
348	Rollin Perry	62	IA	46:54:46	M	01-63	6
349	Jim Ballard	51	OR	46:55:25	M	01-64	4
350	Dan Whittemore	45	NH	46:56:13	M	97-36	

Hardrock Hundred All Time Finishers List (as of 7/24/2001)

<u>Place</u>	<u>Name</u>	<u>Age</u>	<u>State</u>	<u>Time</u>	<u>Sex</u>	<u>Year-Place</u>	<u>Number Finished</u>
351	John DeWalt	60	PA	46:58:23	M	96-39T	7
352	Kawika Spaulding	42	HI	46:58:23	M	96-39T	
354	Ulrich Kamm	49	CO	47:03:10	M	97-37T	8
353	Jim Ballard	47	MT	47:03:10	M	97-37T	4
355	Tony Grappo	43	NV	47:08:53	M	94-30	
356	Kathy D'Onofrio-Wood	36	CA	47:11:23	F	00-55	
357	Aki Inoue	36	JP	47:13:46	M	00-56	
358	Don Thompson	54	CO	47:15	M	92-17	3
359	Alfred Kroeger	33	CO	47:15:51	M	93-26	3
360	Dick Curtis	53	CO	47:19:19	M	98-34	4
361	Alfred Kroeger	34	CO	47:21:12	M	94-31	3
362	Ulrich Kamm	53	CO	47:26:44	M	00-57	8
363	Don Thompson	56	CO	47:27:30	M	94-32	3
364	Gary Wright	48	WA	47:31:10	M	99-56	
366	Ulrich Kamm	51	CO	47:31:30	M	99-57T	8
365	Jim Ballard	49	MT	47:31:30	M	99-57T	4
367	Ginny LaForme	48	NM	47:37:06	F	98-35T	2
368	Stuart Johnson	39	KS	47:37:06	M	98-35T	
369	Joel Zucker	44	NY	47:37:17	M	98-37	3
370	Arthur Schwartz	46	CO	47:39	M	92-18	
371	Todd Burgess	31	CO	47:41:03	M	00-58	2
372	Lee Schmidt	54	CA	47:43:48	M	94-33	
374	Ulrich Kamm	46	GER	47:46:26	M	94-34T	8
373	Martyn Greaves	34	UK	47:46:26	M	94-34T	2
375	Conrad Cole	50	CO	47:48:59	M	00-59	
376	Bozena Maslanka	34	CA	47:49:32	F	00-60	2
377	Bozena Maslanka	32	CA	47:49:59	F	98-38	2
378	Joel Zucker	43	NY	47:50:01	M	97-39	3
379	John DeWalt	58	PA	47:50:21	M	94-36T	7
380	Kevin O'Grady	35	OH	47:50:21	M	94-36T	3
381	Joel Zucker	42	NY	47:50:41	M	96-41	3
382	Roger Wiegand	56	NE	47:51:25	M	99-59	
383	Richard Senelly	52	HI	47:59:35	M	96-42	